

Stahlflexbremsleitungen
Steel braided hoses
Durites de freins renforcées

Stahlflexleitungen
Steel braided hoses
Durites de freins renforcées



**Über 600 Modelle
mit ABE!**

*All models are
TÜV-approved!*

Stahlflex-Bremsleitungen


- direkt am Fahrzeug über den Fittingsechskant verdrehbar
- 900 fertige Kits, davon über 600 Modelle mit ABE
- deutliche Verbesserung des Druckpunktes
- längeres Wechselintervall der Bremsflüssigkeit möglich
- Langzeitgarantie auf Material und Verarbeitung
- TRW Stahlflexleitungen sind wartungsfrei und altern nicht
- Gummileitungen müssen alle 5 Jahre ersetzt werden
- jede Bremsleitung wird 100 % druckgeprüft
- die Anschlüsse sind aus hochfestem Aluminium, wahlweise auch in Stahl
- auf Wunsch Sonderfarben, Ummantelungen und Sonderlängen möglich

Steelbraided hoses

- fitted directly onto the vehicle using the plastic hexagon nut
- more than 900 kits available
- noticeable improvement of the pressure point
- extends the intervals at which the brake fluid needs replacing
- life-time guarantee for material and construction
- TRW brake hoses are maintenance free and will never wear
- rubber lines have to be replaced every 5 years
- every brakeline has been 100 % pressure tested
- the connectors are made of highly stable aluminium or steel if required
- special colours, sheathings and special lengths available on request

Durites de freins renforcées

- excellent montage sur le véhicule grâce au réglage de l'orientation des durites en utilisant l'écrou hexagonal en plastique
- plus de 900 modèles disponibles
- amélioration notable de la pression hydraulique
- permet d'augmenter la durée de vie du liquide de freins
- excellente tenue des matériaux utilisés dans le kit durite freins
- les kits durites de freins sont faciles d'entretien et très résistants
- les partie en caoutchouc doivent être changées tous les 5 ans
- chaque kit durite est testé individuellement avec une forte pression
- les raccords sont fabriqués dans un aluminium spécial et en acier selon la demande



Ringfitting aus Alu mit Innennut

Aluminium ring fitting in inside of nut

Un joint aluminium est inséré sur le raccord

Kunststoff-Sechskant

Fitting hexagon nut

Ecrou hexagonal en plastique

Fitting-Sechskant

Fitting hexagon nut

Ecrou hexagonal de serrage

V4A Edelstahlgeflecht

V4A special steel flex

Flexible en acier spécial

**Standardfarbe der Anschlussstypen:
Aluminium Titan**
Standard colour of fittings: titanium
Couleur titane des raccords standards

Standardausführung ohne Ummantelung
Standard hose is uncovered
Standard avec tresse de renfort couverte



Verdrehbare Anschlüsse!

Twistable connections!
Raccordements souples!

Sonderanfertigung mit Ummantelung
coloured heatshrink options
sur demande, gaine de finition

schwarz
black
noir



gelb
yellow
jaune



blau
blue
bleu



rot
red
rouge



transparent
transparent
transparent



carbon
carbon
carbone



Sonderfarben der Anschlüsse
optional fitting colours
couleurs séparer de raccord types

violett
purple
violet



Alu verchromt
chrome-plated
chromé



rot
red
rouge



gold
gold
or



blau
blue
bleu



Stahl
steel
acier



schwarz
black
noir



M 10 x 1.0
M 10 x 1.0 Brembo
M 10 x 1.25
7/16 UNF
3/8 UNF

Hohlschrauben einfach
Banjo bolts
Vis banjo pas



M 10 x 1.0
M 10 x 1.0 Brembo
M 10 x 1.25

Hohlschrauben doppelt
Double banjo bolts
Vis double banjo pas

Varioflexleitungen mit TÜV

Varioflex lines

Durites des freins renforcées, système Varioflex

Varioflexleitungen mit Teilegutachten

- einschraubbare Anschlüsse aus Stahl
- hohe Flexibilität in der Lagerhaltung
- Langzeitgarantie auf Material und Verarbeitung
- deutliche Verbesserung des Druckpunktes
- alle Leitungen sind transparent ummantelt
- Varioflexleitungen entsprechen der Norm FMVSS 106
- Teflon-Innenseele, außen vierfadiges Stahlgewebe

Varioflex lines

- threaded steel connections
- increased stocking flexibility
- life-time guarantee on material and workmanship
- marked improvement of the pressure point
- with protective transparent plastic sleeve
- Varioflex lines comply with standard FMVSS 106
- teflon core, four-thread braided steel covering

Durites de freins renforcées, système varioflex

- raccords acier avec différents formes
- très grande possibilité de réalisation de durites
- amélioration de la puissance hydraulique de freinage
- permet d'augmenter la durée de vie du liquide de freins
- les durites varioflex sont conformes au standard TÜV
- durite téflon, renforcée par une tresse acier
- une gaine plastique transparente est disponible



A

Ringauge gerade
straight banjo
raccord droit

MCH 4900 A Ø 10 mm
MCH 4900 A11 Ø 11 mm



B

Ringauge
banjo
raccord à

MCH 4900 B Ø 10 mm
MCH 4900 B11 Ø 11 mm

30°



D

Ringauge
banjo
raccord à

MCH 4900 D Ø 10 mm
MCH 4900 D11 Ø 11 mm

90°



Z

Ringauge kurz gerade
straight short banjo
raccord droit court

MCH 4900 Z Ø 10 mm
MCH 4900 Z11 Ø 11 mm



Außengewinde
male/male thread
diamètre extérieur

MCH 4900 F1 M10 x 1.0*
MCH 4900 F2 M10 x 1.25*
MCH 4900 F3 3/8" UNF*



Außengewinde
male/male thread
diamètre extérieur

MCH 4900 F3AK
3/8" UNF**



Außengewinde Suzuki
male/male thread Suzuki
diamètre extérieur Suzuki

MCH 4900 F4 M10 x 1.0



Innengewinde
male/female thread
raccord femelle

MCH 4900 H1 M10 x 1.0*
MCH 4900 J1 M10 x 1.0**
MCH 4900 J2 M10 x 1.25**
MCH 4900 J3 3/8" UNF**

* mit Innenkonus
concave
conique intérieure
** mit Außenkonus
convex
conique extérieure

**Varioflex
mit TÜV-
Gutachten!**



K

Ringanschluß doppelt
double male banjo
double raccord

MCH 4900 K Ø 10 mm



R

Außengewinde lose
male thread, swivel
raccord flexible

MCH 4900 R45 3/8" UNF



R

Außengewinde lose
male thread, swivel
raccord flexible

MCH 4900 R90 3/8" UNF

45°

90°

Die Leitungslängen
variieren alle 3 cm,
siehe Tabelle

*Increments of 3 cm,
see chart*

*Disponible en 3 cm,
voir tableau*



**Verpresste Stahlflexleitungen mit
einschraubbaren Fittings**

*Pressed steel flex lines with screw-in fittings,
length overview*

*Durite acier avec sertissage des écrous
extérieures par longueur*

Zur Komplettierung der Bremsleitung
bitte Anschlüsse aus nebenstehender
Übersicht separat bestellen!

*To complete the brake line, please order
connectors separately!*

*Pour réaliser un kit durite, merci de
commander les raccords au-dessus!*

**Varioflex
mit TÜV-
Gutachten!**

Bestellbeispiel Varioflex:

Bremsleitung 20 cm: **MCH 4020 T**
Bremsleitung 116 cm: **MCH 4116 T**
Ringanschluss gerade: **MCH 4900 A**
Ringanschluss 90°: **MCH 4900 D**

Ordering example:

brake line 20 cm: MCH 4020 T
brake line 116 cm: MCH 4116 T
straight banjo: MCH 4900 A
90° banjo: MCH 4900 D

Exemple de commande:

longueur de durite 20 cm: MCH 4020 T
longueur de durite 116 cm: MCH 4116 T
raccord droit: MCH 4900 A
raccord 90°: MCH 4900 D

Dichtringe:

MCH 991 W20 (Ø 10 mm, 20 Stück)

MCH 991 W50 (Ø 10 mm, 50 Stück)

für Harley Davidson:

MCH 990 W10 (Ø 11,2 mm, 10 Stück)

Aluminium washers:

MCH 991 W20 (Ø 10 mm, 20 pcs.)

MCH 991 W50 (Ø 10 mm, 50 pcs.)

for Harley Davidson:

MCH 990 W10 (Ø 11,2 mm, 10 pcs.)

Joints aluminium:

MCH 991 W20 (Ø 10 mm, 20 pièces)

MCH 991 W50 (Ø 10 mm, 50 pièces)

pour Harley Davidson:

MCH 990 W10 (Ø 11.2 mm, 10 pièces)

- MCH 4020 T
- MCH 4023 T
- MCH 4026 T
- MCH 4029 T
- MCH 4032 T
- MCH 4035 T
- MCH 4038 T
- MCH 4041 T
- MCH 4044 T
- MCH 4047 T
- MCH 4050 T
- MCH 4053 T
- MCH 4056 T
- MCH 4059 T
- MCH 4062 T
- MCH 4065 T
- MCH 4068 T
- MCH 4071 T
- MCH 4074 T
- MCH 4077 T
- MCH 4080 T
- MCH 4083 T
- MCH 4086 T
- MCH 4089 T
- MCH 4092 T
- MCH 4095 T
- MCH 4098 T
- MCH 4101 T
- MCH 4104 T
- MCH 4107 T
- MCH 4110 T
- MCH 4113 T
- MCH 4116 T
- MCH 4119 T
- MCH 4122 T
- MCH 4125 T
- MCH 4128 T
- MCH 4131 T
- MCH 4134 T
- MCH 4137 T
- MCH 4140 T
- MCH 4143 T
- MCH 4146 T
- MCH 4149 T
- MCH 4152 T
- MCH 4155 T
- MCH 4158 T
- MCH 4161 T
- MCH 4164 T
- MCH 4167 T
- MCH 4170 T
- MCH 4173 T
- MCH 4176 T
- MCH 4179 T
- MCH 4182 T
- MCH 4185 T
- MCH 4188 T
- MCH 4191 T
- MCH 4194 T
- MCH 4197 T
- MCH 4200 T

T = transparent ummantelt

T = clear covering

T = gaine de protection
transparente

Hydraulikzubehör

Cleaner and fluids

Liquides et nettoyeurs de freins



Bremsflüssigkeiten

- Lucas Hochleistungsflüssigkeiten übersteigen internationale Normen und die gesetzlichen Spezifikationen (s. Tabelle)
- problemlos mischbar mit anderen Bremsflüssigkeiten der gleichen Spezifikation
- Lucas Dot 5.1 Safety ist für besonders hohe Sicherheitsansprüche und den Rennsport entwickelt worden. Bei der Verwendung von Sinterbelägen ebenfalls empfohlen, da die Temperaturentwicklung höher ist

Brake fluids

- Lucas fluids exceed the international standards and the legal specifications
- mixable with all brake fluids based on the same specification
- Lucas Dot 5.1 is specially developed to meet the increase in safety requirements and for racing where the use of sintered metal pads increases temperatures

Liquides de freins

- le liquide Lucas haute performance est supérieur aux normes internationales et aux spécifications légales (voir tableau)
- compatible avec d'autres liquides de freins. Dispose des mêmes spécifications
- Lucas Dot 5.1 Safety a été développé pour la compétition et répondre à des exigences de sécurité très élevées. Il est recommandé en cas d'utilisation de plaquettes tout métal qui génèrent une température de liquides de freins plus élevée



PFC 105

Spezifikation specification type	Norm DOT 4	Lucas DOT 4	Norm DOT 5.1	Lucas DOT 5.1 Safety+
Trockensiedepunkt dry boiling point point chaud par temps sec	230°	269°	269°	272°
Nasssiedepunkt wet boiling point point chaud par temps humide	155°	170°	180°	184°

Spezifikation specification type	Inhalt contents contenance	Lucas-Nr.
DOT 4	250 ml	PFB 425
DOT 4	500 ml	PFB 450
DOT 4	1 l	PFB 401
DOT 4	5 l	PFB 405
DOT 4	20 l	PFB 420
DOT 5.1	250 ml	PFB 525
DOT 5.1	500 ml	PFB 550
DOT 5.1	1 l	PFB 501
DOT 5.1	5 l	PFB 505
DOT 5.1	20 l	PFB 520
DOT 5.1 Safety (Grand Prix)	1 l	PFB 601
Entlüftergerät	1 l	MCE 300
Entlüfter-Gumminippel		MCE 301
Reiniger	500 ml	PFC 105



MCE 300

Entlüftergerät

- Entlüftungsgerät für Brems-, Kupplungs- und Lenksysteme mit druckluftbetriebener Saugereinheit

Bleeding equipment

- compressed air brake and clutch system bleeding equipment

Appareil pour réaliser la purge du circuit hydraulique

- appareil pour purger le système de freinage et d'embrayage avec unité d'aspiration à air comprimé

Übersicht Bremsleitungssätze


Overview of brake lines sets

Aperçu des types de durites de freins



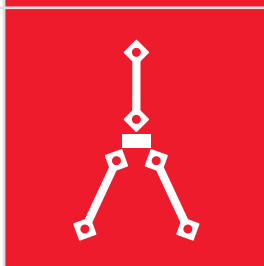
MCH... V1

V1 = 1 Bremsleitung
 1 brake line
 1 flexible de frein



MCH... V2

V2 = 2 Bremsleitungen
 2 brake lines
 2 flexible de freins



MCH... V3

V3 = 3 Bremsleitungen
 3 brake lines
 3 flexible de freins



Integralsysteme
Integral systems
Système intégral

MCH... V4

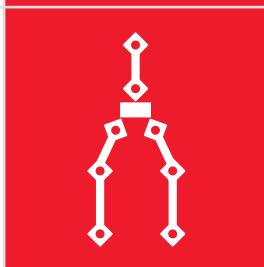
V4 = 4 Bremsleitungen
 4 brake lines
 4 flexible de freins



ABS-Systeme
ABS systems
Système ABS

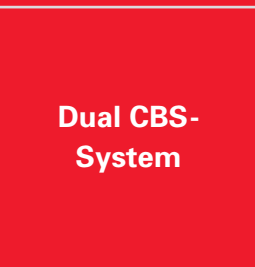
MCH... V4, V5

V4 = 4 Bremsleitungen
 4 brake lines
 4 flexible de freins
V5 = 5 Bremsleitungen
 5 brake lines
 5 flexible de freins



MCH... V5


V5 = 5 Bremsleitungen
 5 brake lines
 5 flexible de freins



Dual CBS-System

MCH... V6, V8, V..

V6 = 6 Bremsleitungen
 6 brake lines
 6 flexible de freins
V8 = 8 Bremsleitungen
 8 brake lines
 8 flexible de freins





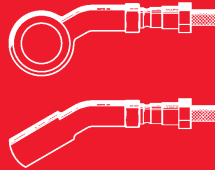
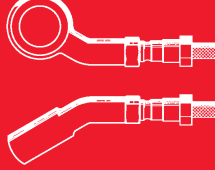

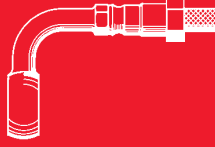

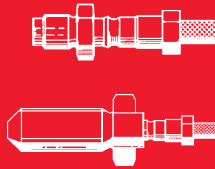




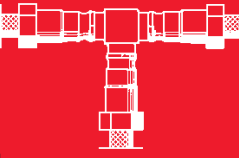

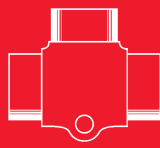





MCH... H1

H1 = 1 Bremsleitung
 1 brake line
 1 flexible de frein

Anschlüsse Bremsleitungen

Brake hose connectors

Raccord des flexibles de freins

 <p>A (0°)</p>	 <p>B (20°), B2 (10°)</p>	 <p>B3 (30°+30°)</p>	 <p>B4 (30°+30°)</p>	 <p>C (45°)</p>
<p>Ringanschluss <i>Banjo</i> <i>Joint de raccordement</i></p> <p>A Ø 10 mm A Ø 11 mm</p>	<p>Ringanschluss <i>Banjo</i> <i>Joint de raccordement</i></p> <p>B Ø 10 mm B2 Ø 10 mm B Ø 11 mm</p>	<p>Ringanschluss <i>Banjo</i> <i>Joint de raccordement</i></p> <p>B3 Ø 10 mm</p>	<p>Ringanschluss <i>Banjo</i> <i>Joint de raccordement</i></p> <p>B4 Ø 10 mm</p>	<p>Ringanschluss <i>Banjo</i> <i>Joint de raccordement</i></p> <p>C Ø 10 mm C Ø 11 mm</p>
 <p>D (90°), D2 (70°), D6 (60°)</p>	 <p>E (20°)</p>	 <p>F1, F2, F4</p>	 <p>G</p>	 <p>H</p>
<p>Ringanschluss <i>Banjo</i> <i>Joint de raccordement</i></p> <p>D Ø 10 mm D2 Ø 10 mm D6 Ø 10 mm D Ø 11 mm</p>	<p>Ringanschluss <i>Banjo</i> <i>Joint de raccordement</i></p> <p>E Ø 10 mm</p>	<p>Außengewinde fest <i>Male thread, fixed</i> <i>Filetage externe serré</i></p> <p>F1 M10 x 1.00 Brembo F2 M10 x 1.25 F4 M10 x 1.00 Suzuki F5 M10 x 1.00 PKW F6 3/8" UNF</p>	<p>Außengewinde lose <i>Male thread, swivel</i> <i>Filetage externe desserré</i></p> <p>G1 M10 x 1.00 G2 M10 x 1.25 G3 3/8" UNF</p>	<p>Innengewinde fest <i>Female thread, fixed</i> <i>Filetage interne serré</i></p> <p>H1 M10 x 1.00 H2 M10 x 1.25</p>
 <p>J</p>	 <p>K</p>	 <p>L</p>	 <p>Harley Davidson</p>	 <p>BMW</p>
<p>Innengewinde lose <i>Female thread, swivel</i> <i>Filetage interne desserré</i></p> <p>J2 M10 x 1.00 J2 M10 x 1.25 J3 3/8" UNF*</p>	<p>Ringanschluss doppelt <i>Double connection banjo</i> <i>Joint de raccordement double</i></p> <p>K Ø 10 mm</p>	<p>Verteiler freischwebend <i>Distributor, floating</i> <i>Répartiteur flottant librement</i></p> <p>L</p> <p>* Innenkegel <i>internal taper</i> <i>cône interne</i></p>	<p>Verteiler HD <i>Distributor HD</i> <i>Répartiteur HD</i></p> <p>MCH 980 1 x 1/8" NPT 2 x 3/8" UNF* MCH 985 3 x 3/8" UNF*</p>	<p>Verteiler BMW <i>Distributor BMW</i> <i>Répartiteur BMW</i></p> <p>MCH 982 M10 x 1.00</p>
 <p>P Harley Davidson</p>	 <p>R Harley Davidson</p>	 <p>Hohlschraube <i>Banjo bolt</i> <i>Vis creuses</i></p> <p>MCH 901 M10 x 1.25 MCH 911 M10 x 1.00 Brembo MCH 921 M10 x 1.00 Suzuki</p>	 <p>Doppel-Hohlschraube <i>Double Banjo bolt</i> <i>Vis creuses doubles</i></p> <p>MCH 951 M10 x 1.25 MCH 961 M10 x 1.00 Brembo MCH 971 M10 x 1.00 Suzuki</p>	 <p>Harley Davidson</p> <p>Hohlschraube HD <i>Banjo bolt HD</i> <i>Vis creuses HD</i></p> <p>MCH 931 3/8" UNF MCH 941 7/16" UNF</p>
<p>Winkelanschluss HD <i>Elbow connection HD</i> <i>Raccordement d'angle HD</i></p> <p>P 3/8" UNF</p>	<p>Bogenanschluss HD <i>Curve connection HD</i> <i>Raccordement coudé HD</i></p> <p>R 3/8" UNF</p>	<p>MCH 901 M10 x 1.25 MCH 911 M10 x 1.00 Brembo MCH 921 M10 x 1.00 Suzuki</p>	<p>MCH 951 M10 x 1.25 MCH 961 M10 x 1.00 Brembo MCH 971 M10 x 1.00 Suzuki</p>	<p>MCH 931 3/8" UNF MCH 941 7/16" UNF</p>



Aprilia

■	50	Area 51	MY	98-01	MCH 704 V1	MCH 911			
■	50	Classic	GI	95-99	MCH 607 V1	MCH 911			
	50	Red Rose Classic		90-94	MCH 607 V1	MCH 911			
■	RS	50	Extrema	HP	93-95	MCH 400 V1	MCH 911	MCH 210 H1	MCH 911
	RS	50	Extrema	HP	96-01	MCH 400 V1	MCH 911		
■	SR	50		RL	97-01	MCH 705 V1	MCH 911		
	RS	80	Extrema		93-	MCH 400 V1	MCH 911	MCH 210 H1	MCH 911
■		125	Classic	MF	96-99	MCH 804 V1	MCH 911		
■		125	Leonardo	MB00	96-98	MCH 808 V1	MCH 911		
	AF 1	125	Futura		91-	MCH 830 V1	MCH 911		
	AF 1	125	Sport Pro		93-	MCH 800 V1	MCH 911	MCH 800 H1	MCH 911
■	ETX	125		PH	98-00	MCH 807 V1	MCH 911	MCH 807 H1	MCH 911
■	RS	125	Extrema		93-95	MCH 830 V1	MCH 911	☒	MCH 911
■	RS	125		GS	96-98	MCH 830 V1	MCH 911	MCH 811 H1	MCH 911
■	RS	125			99-04	MCH 811 V1	MCH 911	MCH 811 H1	MCH 911
■	SR	125		PX 125	97-01	MCH 705 V1	MCH 911		
■		150	Leonardo	MB	96-98	MCH 808 V1	MCH 911		
		250	Leonardo	PD	96-01	☒		☒	
■	RS	250		LD01	95-97	MCH 801 V3	MCH 911	MCH 801 H1	MCH 911
■	RS	250		LD01	98-01	MCH 805 V3		MCH 801 H1	MCH 911
■		650	Moto	MH00	95-99	MCH 803 V1	MCH 911		
		650	Pegaso	MX	93-94	MCH 809 V1	MCH 911	MCH 802 H1	MCH 911
■		650	Pegaso	MX,ML	95-00	MCH 802 V1	MCH 911	MCH 802 H1	MCH 911
■	ETV	1000	CapoNord	PS	01-	MCH 812 V3	MCH 911	MCH 433 H1	MCH 911
■	RST	1000	Futura	PW	01-	MCH 813 V3	MCH 911	☒	MCH 911
■	RSV	1000	Mille	ME	98-00	MCH 806 V3	MCH 911	MCH 806 H1	MCH 911
■	RSV	1000	Mille	RP	01-	☒	MCH 911	MCH 806 H1	MCH 911
■	SL	1000	Falco	PA	00-04	MCH 810 V3	MCH 911	MCH 263 H1	MCH 911

BMW

	R	450	RT	248	81-84	MCH 534 V3			
	R	450	T	248	78-80	MCH 503 V3			
	R 45	450		248	78-8/81	MCH 500 V2			
	R 45	450		248	9/81-84	MCH 536 V3	MCH 911		
	R 60	600	/7	R60/7	76-80	MCH 516 V1			
	R 60	600	T	R60/7	76-80	MCH 510 V1			
■	F	650		169	94-99	MCH 508 V1	MCH 911	MCH 508 H1	MCH 911
■	F	650	GS	R13	00-02	☒	MCH 911	MCH 501 H1	MCH 911
■	F	650	GS Dakar	R13	00-02	MCH 501 V1	MCH 911	MCH 501 H1	MCH 911
■	F	650	ST	169	96-99	MCH 508 V1	MCH 911	MCH 508 H1	MCH 911
	R 65	650		248	78-8/81	MCH 500 V2			
	R 65	650			85-6/88	MCH 537 V1	MCH 911		
■	R 65	650		247	7/88-	MCH 506 V1	MCH 911		
■	R 65	650	G/S	247	81-87	MCH 505 V1			
	R 65	650	LS	248	9/81-85	MCH 536 V3			
	R 65	650	RT	248	81-84	MCH 534 V3	MCH 911		
■	R 65	650	RT	248	85-86	MCH 504 V2			
■	R 65	650	RT	247	87-	MCH 515 V2			
■	K 75	750		75	88-8/91	MCH 503 V3			
■	K 75	750	/2	75	9/91-94	MCH 509 V1	MCH 911	MCH 530 H1	
■	K 75	750	C	75	85-88	MCH 503 V3	MCH 911		
■	K 75	750	RT	75	91-94	MCH 509 V1	MCH 911	MCH 530 H1	
■	K 75	750	S	75	86-8/91	MCH 531 V3	MCH 911	MCH 530 H1	
■	K 75	750	S	75	9/91-94	MCH 507 V1	MCH 911	MCH 530 H1	
	R 75	750	/6	R75/6	73-76	MCH 516 V1			
	R 75	750	/7	R75/7	76-80	MCH 516 V1			
■	R 75	750	/6	Doppelscheibe R75/6	73-76	MCH 502 V2			
	R 80	800			76-80	MCH 502 V2			
	R 80	800		247	81-84	MCH 514 V3	MCH 911		
	R 80	800		247	85-6/88	MCH 537 V1	MCH 911		
■	R 80	800		247	7/88-	MCH 506 V1	MCH 911		
	R 80	800	/7	247	77-	MCH 502 V2			
■	R 80	800	G/S	247E	81-87	MCH 505 V1			
■	R 80	800	GS	247E	7/87-7/90	MCH 506 V1	MCH 911		
■	R 80	800	GS	247E	8/90-95	MCH 546 V1	MCH 911		
■	R 80	800	GS Basic	247	96-	MCH 546 V1	MCH 911		
■	R 80	800	GS Paris Dakar	247E	7/87-7/90	MCH 505 V1			
■	R 80	800	GS Paris Dakar	247E	8/90-95	MCH 546 V1	MCH 911		
■	R 80	800	R	247	93-95	MCH 549 V1	MCH 911		
■	R 80	800	R Mystik		94-95	MCH 519 V1	MCH 911		





→ BMW

R 80	800 RT	Doppelscheibe	247	80-84	MCH 520 V3	MCH 911		
■ R 80	800 RT		247	80-84	MCH 504 V2	MCH 911		
■ R 80	800 RT		247	85-86	MCH 504 V2	MCH 911		
■ R 80	800 RT		247	87-	MCH 515 V2			
■ R 80	800 ST		247E	82-84	MCH 505 V1			
R 80	800 T			76-80	MCH 510 V1			
R 80	800 T	Doppelscheibe		76-80	MCH 522 V2			
■ R	850 GS		259	98-00	MCH 512 V3	MCH 911	MCH 512 H1	MCH 911
■ R	850 GS	mit ABS	R21		MCH 540 V4		MCH 512 H1	
■ R	850 R		259	94-02	MCH 524 V2	++	MCH 911	MCH 512 H1 MCH 911
■ R	850 R	mit ABS	259	94-02	MCH 542 V4	MCH 911	MCH 512 H1	MCH 911
R 90	900 /6		R90/6	73-76	MCH 516 V1			
R 90	900 /6	Doppelscheibe	R90/6	73-76	MCH 502 V2			
■ R 90	900 S		R90/S	73-76	MCH 502 V2			
■ K 1	1000		100	89-93	MCH 533 V3	MCH 911		
■ K 100	1000			83-89	MCH 503 V3	MCH 911	MCH 530 H1	
■ K 100	1000 LT			83-89	MCH 529 V3	MCH 911	MCH 530 H1	
■ K 100	1000 RS			83-91	MCH 531 V3	MCH 911	MCH 530 H1	
■ K 100	1000 RS (16 V)			90-92	MCH 511 V3	MCH 911	MCH 511 H1	MCH 911
■ K 100	1000 RT			83-89	MCH 529 V3	MCH 911	MCH 530 H1	
■ R 100	1000 /7		247	76-80	MCH 502 V2			
■ R 100	1000 CS		247	80-85	MCH 514 V3	MCH 911		
■ R 100	1000 GS			7/87-7/90	MCH 506 V1	MCH 911		
■ R 100	1000 GS			8/90-95	MCH 546 V1	MCH 911		
■ R 100	1000 GS Paris Dakar		247E	7/87-7/90	MCH 505 V1			
■ R 100	1000 GS Paris Dakar		247E	8/90-95	MCH 546 V1	MCH 911		
■ R 100	1000 R		247	92-95	MCH 549 V1	MCH 911		
■ R 100	1000 R Mystik		247	94-95	MCH 519 V1	MCH 911		
■ R 100	1000 RS			76-80	MCH 522 V2		MCH 515 H1	
■ R 100	1000 RS		247	81-84	MCH 525 V3	MCH 911	MCH 515 H1	
■ R 100	1000 RS		247	85-86	MCH 530 V2	MCH 911		
■ R 100	1000 RS		247	87-92	MCH 515 V2	MCH 911		
R 100	1000 RT			76-80	MCH 522 V2		MCH 515 H1	
■ R 100	1000 RT		247	81-84	MCH 520 V3	MCH 911	MCH 515 H1	
■ R 100	1000 RT		247	9/86-95	MCH 515 V2	MCH 911		
■ R 100	1000 S		247	76-80	MCH 502 V2		MCH 515 H1	
■ R 100	1000 T			76-80	MCH 502 V2			
■ K	1100 LT		100	92-99	MCH 548 V3	MCH 911	MCH 511 H1	MCH 911
■ K	1100 LT	mit ABS	100	93-99	MCH 560 V4	MCH 911	MCH 560 H1	MCH 911
■ K	1100 RS		100	93-99	MCH 511 V3	MCH 911	MCH 511 H1	MCH 911
K	1100 RS	mit ABS	100	93-99	⊗	MCH 911	MCH 560 H1	MCH 911
■ R	1100 GS		259	94-99	MCH 512 V3	MCH 911	MCH 512 H1	MCH 911
■ R	1100 GS	mit ABS	259	94-99	MCH 540 V4	MCH 911	MCH 512 H1	MCH 911
■ R	1100 R		259	94-00	MCH 524 V2	++	MCH 911	MCH 512 H1 MCH 911
■ R	1100 R	mit ABS	259	94-00	MCH 542 V4	MCH 911	MCH 512 H1	MCH 911
■ R	1100 RS		259	93-01	MCH 523 V3	MCH 911	MCH 523 H1	MCH 911
■ R	1100 RS	mit ABS	259	93-01	MCH 541 V4	MCH 911	MCH 523 H1	MCH 911
■ R	1100 RT			96-01	MCH 573 V4	MCH 911	MCH 573 H1	MCH 911
■ R	1100 S		R2S	98-00	MCH 543 V3	MCH 911	MCH 543 H1	MCH 911
■ R	1100 S		R2S,R11S	01-	MCH 571 V3	MCH 911	MCH 543 H1	MCH 911
■ R	1100 S	mit ABS	R2S,R11S	98-00	MCH 544 V4	MCH 911	MCH 543 H1	MCH 911
■ R	1150 GS		R21	99-02	MCH 563 V3	MCH 911	MCH 563 H1	MCH 911
R	1150 GS	2 Sparks		03-04	⊗	MCH 911	⊗	MCH 911
■ R	1150 GS	mit ABS	R21	99-01	MCH 564 V4	MCH 911	MCH 563 H1	MCH 911
■ R	1150 R	mit ABS	R21	01-	MCH 572 V4	MCH 911	MCH 572 H1	MCH 911
■ K	1200 RS		589	97-01	MCH 547 V4	MCH 911	⊗	MCH 911
■ R	1200 C		259C	97-02	MCH 539 V4	MCH 911	MCH 535 H1	MCH 911
■ R	1200 C	Hochlenker	259C	97-02	MCH 535 V4	MCH 911	MCH 535 H1	MCH 911

Benelli

■ 491	50 Racing		BA 01		MCH 706 V1	MCH 911		
■ K2	50 AC		BA 01	98-00	MCH 702 V1	MCH 911		

Cagiva

	125 Mito			91-92	MCH 830 V1	MCH 911	MCH 830 H1	
	125 Mito 2			93-94	MCH 830 V1	MCH 911	MCH 830 H1	
	125 Mito EVO			95-07	MCH 830 V1	MCH 911	MCH 830 H1	
	125 Super City			93-98	MCH 832 V1	MCH 911		
W 8	125			92-94	⊗			
W 12	350			94-95	MCH 837 V1	MCH 911	MCH 837 H1	MCH 911





→ CAGIVA

■	600 Canyon	5G	96-97	MCH 424 V1	MCH 911	MCH 424 H1	MCH 911
	600 River		96-98	MCH 836 V1	MCH 911	MCH 836 H1	MCH 911
W 16	600	2G	94-96	MCH 837 V1	MCH 911	MCH 837 H1	MCH 911
	650 Elefant		85-87	MCH 835 V1	MCH 911		
	750 Elefant		87-91	MCH 835 V1	MCH 911		
■	750 Elefant		94-97	MCH 834 V1	MCH 911	MCH 834 H1	MCH 911
■	900 Elefant AC		93-96	MCH 833 V3	MCH 911	MCH 834 H1	MCH 911
	900 Elefant I.E		90-92	MCH 831 V1	MCH 911		

Daelim

■	125 Roadwin		03-04	MCH 382 V1			
■	VC 125 Advance	VS125	95-97	MCH 415 V1			
■	VL 125 Daystar		00-04	MCH 168 V1			

Ducati

	400 SS		93-95	MCH 400 V1	MCH 911	MCH 606 H1	MCH 911
	500 Pantah		80-84	MCH 601 V3	MCH 911	MCH 340 H1	MCH 911
■	600 Monster	M	94-99	MCH 608 V1	MCH 911	MCH 602 H1	MCH 911
	600 Pantah		80-84	MCH 601 V3	MCH 911	MCH 340 H1	MCH 911
■	600 SS		94-98	MCH 400 V1	MCH 911	MCH 606 H1	MCH 911
■	748 Biposto	748	95-97	MCH 610 V3	MCH 911	MCH 610 H1	MCH 911
	750 F1		87-88	MCH 603 V3	MCH 911		
■	750 Monster	M	96-97	MCH 608 V1	MCH 911	MCH 602 H1	MCH 911
■	750 Monster	M	98-00	MCH 600 V3	MCH 911	MCH 602 H1	MCH 911
■	750 SS	S	91-94	MCH 400 V1	MCH 911	MCH 606 H1	MCH 911
■	750 SS Doppelscheibe	S	92-97	MCH 605 V2	++	MCH 911	MCH 606 H1
	851 Strada		91-	MCH 606 V2	++	MCH 911	MCH 606 H1
	888 S.P. 5	S	93-	MCH 606 V2	++	MCH 911	MCH 601 H1
	888 Strada	S	91-	MCH 606 V2	++	MCH 911	MCH 606 H1
■	900 Monster	M	93-97	MCH 600 V3	MCH 911	MCH 602 H1	MCH 911
	900 S2 Desmo	S	83-	MCH 602 V3		MCH 233 H1	MCH 911
	900 SS	S	90	MCH 604 V3	MCH 911	MCH 604 H1	MCH 911
■	900 SS	S	91-97	MCH 605 V2	++	MCH 911	MCH 606 H1
	900 SS/Repl.	S	-89	MCH 603 V3	MCH 911	MCH 142 H1	MCH 911
■	900 Superlight		93-97	MCH 605 V2	++	MCH 911	MCH 602 H1
	907 I.E.		91-93	MCH 611 V3	MCH 911	MCH 611 H1	MCH 911
■	916 Biposto	916	94-97	MCH 610 V3	MCH 911	MCH 610 H1	MCH 911
■	944 ST 2	S1	97-00	MCH 612 V3	MCH 911	MCH 470 H1	MCH 911
■	944 ST4	S2	99-	MCH 612 V3	MCH 911	MCH 470 H1	MCH 911
	1000 Mike Hailwood	MH	84-86	MCH 603 V3	MCH 911	MCH 142 H1	MCH 911

Gilera

■	FX 125 Runner	MO 7	98	MCH 538 V1	MCH 911		
■	FX 125 Runner SP	MO 7	99-	MCH 838 V1	MCH 911		
■	FXR 180 Runner	MO 8	98	MCH 538 V1	MCH 911		
■	FXR 180 Runner SP	MO 8	99-	MCH 838 V1	MCH 911		
■	500 Saturno		91-	MCH 830 V1	MCH 911		

Harley Davidson

	FXEF 883		84-85	MCH 732 V1			
	XL 883 Sportster Custom	53C	98-00	MCH 730 V1	MCH 931	MCH 941	
	XLH 883 Sportster		85-94	MCH 730 V1			
	XLH 1100 Sportster		84-87	MCH 732 V1			
	1130 V-Rod		02-	⊗			
	XLH 1200 Sportster C		96-	MCH 730 V1	MCH 931	MCH 941	
	XLH 1200 Sportster		87-95	MCH 737 V1C			
	FLST 1340		86-90	MCH 731 V1			
	FLST 1340 Fat Boy		90-01	MCH 731 V1			
	FLSTC 1340 H. Softail Classic		86-89	MCH 731 V1			
	FLSTC 1340 H. Softail Springer		88-91	⊗			MCH 736 H2C
	FLSTC 1340 H. Softail Classic		90-96	MCH 733 V1C			
	FLSTC 1340 H. Softail Springer		94-	MCH 732 V1			
	FLSTN 1340 H. Softail Special		94-96	MCH 731 V1			
	FXD 1340 Dyna Super Glide	FD1	98-	MCH 734 V1C			
	FXDWG 1340 Dyna W. Glide		93-	MCH 736 V1C			
	FXE 1340		84-85	MCH 732 V1			
	FXLR 1340 Low Rider Cust		87-94	MCH 734 V1C			
	FXRS 1340 Low Rider		87-90	MCH 732 V1			
	FXRS 1340 Super Glide		84-91	MCH 732 V1			
	FXST 1340 Softail Custom		84-	MCH 736 V1C			MCH 736 H2C





→ HARLEY DAVIDSON

FXSTB	1340	Bad Boy		96-	MCH 733 V1C					
FXWG	1340	Wide Glide		84-86	MCH 735 V1C					
FXST	1450	Softail Standard		00-	MCH 735 V1C		MCH 931	MCH 941		
FXSTB	1450	Night Train		98-00	MCH 731 V1		MCH 931	MCH 941		
FXSTD	1450	Softail Deuce	FS2	00-	MCH 731 V1		MCH 931	MCH 941		

Honda

■	NSR	50	AC08	89-96	MCH 261 V1		MCH 901			
■	SJ	50	Bali	AF32	01-02	MCH 703 V1		MCH 901		
■	SZX	50	X8R-S, X8R-X	AF49	00-02	MCH 717 V1		MCH 901		
■	MBX	80	SW2	HC04	82-90	MCH 261 V1		MCH 901		
■	MBX	80	SWD	HC04	82-90	MCH 261 V1		MCH 901		
■	MBX	80	SWZ	HC04	82-90	MCH 261 V1		MCH 901		
■	MTX	80	R2	HD09	87-90	MCH 100 V1		MCH 901		
■	CA	125	Rebel	JC24	95-98	MCH 168 V1		MCH 901		
■	CA	125	Rebel	JC26	99-00	MCH 185 V1				
	CBR	125		04-06	MCH 824 V1		MCH 901	MCH 824 H1	MCH 901	
■	CLR	125	JD18B	98-99	MCH 358 V1					
	CR	125	R	JE01	88-91	MCH 165 V1	MCH 901			
	CR	125	R	JE01	92-94	MCH 181 V1				
	CR	125	R		95-03	MCH 191 V1				
	CRM	125		90-97	MCH 182 V1					
	MTX	125	RW	85-89	MCH 111 V1		MCH 901			
■	NES	125	@	JF07	01-02	MCH 707 V1	MCH 901			
■	NSR	125	R	JC22	94-98	MCH 228 V1			MCH 175 H1	
■	NSR	125	R	JC22	99-03	MCH 228 V1			MCH 214 H1	
■	NX	125	Transcity	JD09	97-99	MCH 538 V1				
■	VT	125	C, Shadow	JC29	99-00	MCH 213 V1	MCH 901			
■	VT	125	C, Shadow	JC31	01-03	MCH 196 V1	MCH 901			
■	XLR	125	R	JD16	98-99	MCH 178 V1				
■	XLV	125	Varadero	JC32	01-	MCH 463 V1	MCH 901	MCH 463 H1	MCH 901	
	CB	250	G	CB250	74-76	MCH 105 V2				
■	CB	250	N, ND	CB250N	79-82	MCH 513 V1				
■	CB	250	Two-fifty	MC26	96-97	MCH 804 V1				
	CJ	250	T	CJ250T	76-78	MCH 136 V2				
■	CMX	250	Rebel	MC13B	96-99	MCH 168 V1	MCH 901			
	CR	250	R	ME03	87-91	MCH 165 V1	MCH 901			
	CR	250	R	ME03	92-94	MCH 181 V1				
	CR	250	R	ME03	95-03	MCH 191 V1				
■	NX	250		MD21	88-90	MCH 417 V1	MCH 901			
■	NX	250		MD25	91-95	MCH 417 V1	MCH 901			
■	XL	350	R	ND03	85-88	MCH 111 V1	MCH 901			
	CJ	360	T	CJ360T	76-78	MCH 136 V2				
■	CB	400	F	CB400F	75-77	MCH 129 V2	MCH 901			
■	CB	400	N	CB400N	78-82	MCH 101 V3	MCH 901			
	CB	400	Super Four		93-	MCH 469 V2	++	MCH 901	MCH 139 H1	MCH 901
■	CB	400	Twin	CB400T	79-81	MCH 513 V1	MCH 901			
	CB-1	400	F	NC27	89-	MCH 164 V1	MCH 901	MCH 168 H1	MCH 901	
	CBR	400	RR	NC29	91-96	MCH 161 V2	++	MCH 901	MCH 423 H1	MCH 901
■	CM	400	T	NC01	80-84	MCH 102 V1	MCH 901			
■	NSR	400	R	NC19	85-	MCH 449 V3	MCH 951	MCH 901	MCH 340 H1	MCH 901
	RVF	400		RC35	94-97	MCH 161 V2	++	MCH 901		MCH 901
	VFR	400	R	NC30	91-	MCH 167 V2	++	MCH 901	MCH 167 H1	MCH 901
■	CB	450	N	PC14	85-	MCH 157 V3	MCH 951	MCH 901		
■	CB	450	S	PC17	87-89	MCH 104 V3	MCH 951	MCH 901		
	CRF	450		PE05	02-03	MCH 191 V1				
■	CB	500		PC26	94-96	MCH 133 V1	MCH 901			
■	CB	500		PC32	97-03	MCH 133 V1	MCH 911	MCH 133 H1	MCH 911	
■	CB	500	Four	CB500	77-	MCH 105 V2	MCH 901			
■	CB	500	S	PC32	98-03	MCH 133 V1	MCH 911	MCH 133 H1	MCH 911	
	CR	500	R	PE02	89-91	MCH 165 V1	MCH 901			
	CR	500		PE02	92-94	MCH 181 V1				
	CR	500		PE02	95-01	MCH 191 V1		MCH 191 H1		
■	CX	500		CX500	79-82	MCH 110 V3	MCH 901			
■	CX	500	C	PC01	80-84	MCH 442 V3	MCH 901			
■	CX	500	E	PC06	82-86	MCH 163 V3		MCH 163 H1	MCH 901	
■	CX	500	TC	PC03	82-85	MCH 158 V3	MCH 951	MCH 901	MCH 163 H1	MCH 901
■	FT	500	C	PC07	82-84	MCH 153 V1	MCH 901			
	GB	500	Clubmann	PC16	92-	MCH 200 V1	MCH 901			
■	GL	500	D	PC02	82-85	MCH 160 V3	MCH 951	MCH 901		





→ **HONDA**

■ VF	500 F2	PC12	84-	MCH 421 V3	MCH 951	MCH 901	MCH 219 H1	MCH 901
■ VT	500 C	PC08	83-	MCH 358 V1		MCH 901		
■ VT	500 E	PC11	83-85	MCH 415 V1		MCH 901		
■ XBR	500 S	PC15	85-90	MCH 107 V1		MCH 901		
CB	550 F		79-80	MCH 183 V2				
■ CBX	550 F, F2	PC04	82-85	MCH 116 V3	MCH 951	MCH 901	MCH 116 H1	MCH 901
■ CB	600 Hornet	PC34/34A	98-01	MCH 469 V2	++	MCH 901	MCH 469 H1	MCH 901
■ CB	600 Hornet	PC36	02-	MCH 197 V2	++	MCH 901	MCH 197 H1	MCH 901
■ CBF	600	PC38	04-	MCH 818 V2	++	MCH 901	MCH 818 H1	MCH 901
■ CBF	600 ABS	PC38	04-	MCH 819 V3	++	MCH 901	MCH 819 H2	MCH 901
■ CBR	600 F	PC19	87-88	MCH 155 V3	MCH 951	MCH 901	MCH 113 H1	MCH 901
■ CBR	600 F	PC23	89-90	MCH 155 V3	MCH 951	MCH 901	MCH 155 H1	MCH 901
■ CBR	600 F	PC25	91-94	MCH 162 V2	++	MCH 901	MCH 139 H1	MCH 901
■ CBR	600 F	PC31	95-98	MCH 469 V2	++	MCH 901	MCH 139 H1	MCH 901
■ CBR	600 F	PC35	99-06	MCH 186 V2	++	MCH 901	MCH 186 H1	MCH 901
■ CBR	600 RR	PC37	03-04	MCH 198 V2	++	MCH 901	MCH 198 H1	MCH 901
■ CBR	600 RR	PC37	05-06	MCH 817 V2	++	MCH 901	MCH 198 H1	MCH 901
CBR	600 RR	PC40	07-	MCH 829 V2	++	MCH 901	MCH 829 H1	MCH 901
■ VT	600 C	PC21	88-97	MCH 156 V1		MCH 901		
■ VT	600 C	PC21	98-00	MCH 185 V1				
■ XL	600 LM	PD04	85-86	MCH 111 V1		MCH 901		
■ XL	600 RM	PD04	85-86	MCH 111 V1		MCH 901		
■ XL	600 V Transalp	PD06	87-90	MCH 112 V1		MCH 901	MCH 165 H1	MCH 901
■ XL	600 V Transalp	PD06	91-96	MCH 168 V1		MCH 901	MCH 166 H1	MCH 901
■ XL	600 V Transalp	PD10	97-98	MCH 139 V2	++		MCH 166 H1	
■ XL	600 V Transalp	PD10	99	MCH 139 V2	++		MCH 161 H1	
XR	600 R	PE04	85-87	MCH 114 V1		MCH 901		
XR	600 R	PE04	88-90	MCH 166 V1		MCH 901		
XR	600 R	PE04	91-00	MCH 166 V1		MCH 901	MCH 272 H1	MCH 901
■ CB	650	RC03	79-81	MCH 142 V3	MCH 951	MCH 901		
■ CB	650 C	RC05	80-84	MCH 118 V3	MCH 951	MCH 901		
■ CBX	650 E	RC13	83-	MCH 117 V3	MCH 951	MCH 901		
■ CX	650 C	RC11	83-85	MCH 442 V3	MCH 951	MCH 901		
■ CX	650 E	RC12	83-85	MCH 163 V3	MCH 951	MCH 901	MCH 163 H1	MCH 901
■ FMX	650	RD12	05-	MCH 820 V1		MCH 901	MCH 820 H1	MCH 901
■ FX	650 Vigor	RD09	99-	MCH 185 V1		MCH 911	MCH 185 H1	MCH 911
NT	650 Hawk	RC31	92-	MCH 107 V1		MCH 901		
■ NTV	650 Revere	RC33	88-97	MCH 115 V1		MCH 901	MCH 210 H1	MCH 901
NTV	650 V Deauville	RC47	02-03	MCH 184 V2	++		MCH 212 H1	MCH 901
■ NTV	650 V Deauville	RC47	98-01	MCH 184 V2	++	MCH 911	MCH 212 H1	MCH 901
■ NX	650 Dominator	RD02	88-96	MCH 417 V1		MCH 901	MCH 438 H1	MCH 901
■ NX	650 Dominator	RD08	97-	MCH 831 V1		MCH 911	MCH 101 H1	
■ SLR	650	RD09	97-98	MCH 168 V1		MCH 911	MCH 133 H1	MCH 911
■ XL	650 V Transalp	RD10, RD11	00-04	MCH 154 V2	++	MCH 921	MCH 161 H1	MCH 921
XR	650 R	RE01	00-01	MCH 166 V1				
■ XRV	650 Afrika Twin	RD03	88-90	MCH 174 V1		MCH 901	MCH 161 H1	MCH 901
VF	700 C, Magna		84-	MCH 151 V3				
■ CB	750 C	RC06	80-	MCH 151 V3				
■ CB	750 F	RC04	80-83	MCH 124 V3	MCH 951	MCH 901	MCH 124 H1	MCH 901
■ CB	750 F1	CB750G	76-78	MCH 105 V2		MCH 901		
■ CB	750 F2	CB750G	78-81	MCH 421 V3		MCH 901	MCH 340 H1	MCH 901
CB	750 Four	CB750	76-80	MCH 126 V3	MCH 951	MCH 901		
■ CB	750 K	RC 01	78-80	MCH 138 V3	MCH 951	MCH 901		
■ CB	750 K2-K7	CB750K	72-77	MCH 129 V2		MCH 901		
■ CB	750 Seven Fifty	RC42	92-98	MCH 169 V3	MCH 951	MCH 901	MCH 153 H1	MCH 901
■ CB	750 Seven Fifty	RC42	99-03	MCH 169 V3	MCH 951	MCH 901	MCH 800 H1	MCH 901
■ CBX	750 F	RC17	84-87	MCH 121 V3	MCH 951	MCH 901	MCH 120 H1	MCH 901
RVF	750 R	RC45	94-97	MCH 173 V2	++	MCH 901	MCH 173 H1	MCH 901
■ VF	750 C	RC09	83-88	MCH 123 V3	MCH 951	MCH 901		
■ VF	750 C	RC43	93-98	MCH 168 V1		MCH 901		
■ VF	750 F	RC15	83-86	MCH 121 V3	MCH 951	MCH 901	MCH 120 H1	MCH 901
■ VFR	750 F	RC24	86-87	MCH 132 V3	MCH 951	MCH 901	MCH 121 H1	MCH 901
■ VFR	750 F	RC24	88-89	MCH 131 V2	++	MCH 901	MCH 340 H1	MCH 901
■ VFR	750 F	RC36	90-97	MCH 153 V2	++	MCH 901	MCH 153 H1	MCH 901
VFR	750 R	RC30	88-	MCH 130 V2	++	MCH 901	MCH 130 H1	MCH 901
■ VT	750 Black Widow	RC48	00-03	MCH 156 V1		MCH 901		
■ VT	750 C	RC29	87-	MCH 556 V1		MCH 901		
■ VT	750 C2	RC44	97-99	MCH 152 V1				
■ XLV	750 R	RD01	85-87	MCH 174 V1		MCH 901		
■ XRV	750 Africa Twin	RD04	89-92	MCH 154 V2	++	MCH 901	MCH 161 H1	MCH 901





→ HONDA

■ XRV	750	Africa Twin	RD07	93-98	MCH 154 V2	++	MCH 901	MCH 161 H1	MCH 901
■ XRV	750	Africa Twin	RD07	99-03	MCH 154 V2	++		MCH 153 H1	
■ VFR	800		RC46	98-01	MCH 816 V8		MCH 901	MCH 816 H2	MCH 901
■ CB	900	F	SC01	79-81	MCH 138 V3		MCH 951	MCH 340 H1	MCH 901
■ CB	900	F, F2	SC09	82-84	MCH 137 V3		MCH 951	MCH 124 H1	MCH 901
■ CB	900	Hornet	SC48	02-04	MCH 193 V2	++	MCH 901	MCH 193 H1	MCH 901
■ CBR	900	RR	SC28	92-95	MCH 171 V2	++	MCH 901	MCH 233 H1	MCH 901
■ CBR	900	RR	SC33	96-97	MCH 176 V2	++	MCH 901	MCH 142 H1	MCH 901
■ CBR	900	RR	SC33D	98-99	MCH 176 V2	++	MCH 901	MCH 142 H1	MCH 901
■ CBR	900	RR	SC44	00-01	MCH 189 V2	++	MCH 901	MCH 272 H1	MCH 901
■ CBR	954	RR Fireblade	SC50	02-03	MCH 195 V2	++	MCH 901	MCH 195 H1	MCH 901
■ CB	1000	Super Four	SC30	92-96	MCH 172 V3		MCH 951	MCH 212 H1	MCH 901
■ CBF	1000	ABS	SC58	06-	MCH 826 V4	++	MCH 901	MCH 826 H2	MCH 901
■ CBR	1000	F	SC21	87-89	MCH 131 V2	++	MCH 901	MCH 139 H1	MCH 901
■ CBR	1000	F	SC24	90-92	MCH 153 V2	++	MCH 901	MCH 139 H1	MCH 901
■ CBR	1000	RR Fireblade	SC57	04-05	MCH 108 V2		MCH 951	MCH 108 H1	MCH 901
■ CBR	1000	RR Fireblade	SC57	06-	MCH 108 V2		MCH 951	MCH 388 H1	MCH 901
■ CBX	1000		SC06	81-82	MCH 143 V3		MCH 951	MCH 143 H1	MCH 901
■ GL	1000	K1-K3 Flachlenker	GL1, GL2	75-81	MCH 217 V3		MCH 901	MCH 148 H1	
■ GL	1000	K1-K3 Hochlenker	GL1, GL2	75-81	MCH 140 V3		MCH 901	MCH 148 H1	
■ VF	1000	F, F2	SC15	84-85	MCH 141 V3		MCH 951	MCH 121 H1	MCH 901
■ VF	1000	R	SC16	84-86			MCH 951	MCH 142 H1	MCH 901
■ VTR	1000	Firestorm	SC36	97-03	MCH 175 V2	++	MCH 921	MCH 175 H1	MCH 901
■ VTR	1000	SP-1	SC45	00-01	MCH 188 V2	++		MCH 113 H1	
■ VTR	1000	SP2	SC45	02-04	MCH 194 V2	++	MCH 901	MCH 194 H1	MCH 901
■ VTR	1000	SP2	SC45	05-	MCH 194 V2	++	MCH 901		MCH 901
■ XL	1000	Varadero	SD01, SD02	99-03	MCH 199 V6		MCH 901	MCH 199 H2	MCH 901
■ CB	1100	F	SC11	83-85	MCH 146 V3		MCH 951	MCH 340 H1	MCH 901
■ CB	1100	R	SC08	82-83	MCH 147 V3		MCH 951	MCH 359 H1	MCH 901
■ CB	1100	X-Eleven	SC42	00-03	MCH 190 V10				
■ CBR	1100	XX	SC35	97-03	MCH 192 V10		MCH 901		
■ GL	1100		SC02	79-85	MCH 148 V3		MCH 951	MCH 210 H1	MCH 901
■ ST	1100	Pan European	SC26	90-98	MCH 159 V2	++	MCH 901	MCH 166 H1	MCH 901
■ ST	1100	Pan European	SC26	99-01	MCH 103 V3				
■ VF	1100	C	SC12	83-86	MCH 145 V3		MCH 951	MCH 145 H1	MCH 901
■ VT	1100	C	SC23	85-89	MCH 168 V1		MCH 901		
■ VT	1100	C	SC23	94	MCH 168 V1		MCH 901		
■ VT	1100	C2	SC32	95-99	MCH 106 V1		MCH 901	MCH 106 H1	MCH 901
■ VT	1100	C3	SC39	98-03	MCH 187 V1			MCH 106 H1	
■ GL	1200	D Integralbremse	SC14	84-	MCH 180 V4				
■ CB	1300	R	SC54	02-	MCH 815 V2	++	MCH 901	MCH 815 H1	MCH 901
■ CB	1300	X-4	SC38	97-	MCH 179 V2	++	MCH 901	MCH 233 H1	MCH 901
■ VTX	1300	S	SC52	03-04	MCH 814 V1		MCH 901		
■ GL	1500		SC22	91-97	MCH 177 V4				
■ GL	1520	F6C Valkyrie	SC34B	97-02	MCH 150 V2	++	MCH 901	MCH 150 H1	MCH 901

Husquarna

CR	125			96-04	MCH 114 V1		MCH 911		
SM	450	R		04-					

Hyosung

■	125	Cruise I, II	GA125	95-98	MCH 358 V1				
■	125	Cruise II Classic	GA125	99-00	MCH 168 V1				
■ GF	125		GF125	98-	MCH 462 V1				
■ GS	125		GS125	97-99	MCH 804 V1				
■ XRX	125	Offroad	RX125	99-02	MCH 718 V1				
■ GV	250	Aquila	GV250	00-	MCH 152 V1				
■ GT	650	Naked		03-04				MCH 333 H1	

KTM

	125	LC2		96-99	MCH 711 V1		MCH 911		
	125	Sting		97-99	MCH 712 V1		MCH 911	MCH 710 H1	MCH 911
EXC	125			00-02	MCH 114 V1		MCH 911	MCH 114 H1	MCH 911
EXC	125	Grimeca Zange		91-95	MCH 710 V1		MCH 911	MCH 710 H1	MCH 911
EXC	125			95-97	MCH 711 V1		MCH 911		
SX	125			00-01	MCH 114 V1			MCH 114 H1	MCH 911
EXC	200			00-02	MCH 114 V1		MCH 911	MCH 114 H1	MCH 911
EXC	250			00-01	MCH 114 V1		MCH 911	MCH 114 H1	MCH 911
EXC	250	Grimeca Zange		91-95	MCH 710 V1		MCH 911	MCH 710 H1	MCH 911
EXC	250			95-97	MCH 711 V1		MCH 911		





→ **KTM**

SX	250		00-01	MCH 114 V1				MCH 114 H1	MCH 911
EXC	300		00-02	MCH 114 V1		MCH 911		MCH 114 H1	MCH 911
EXC	300	Grimeca Zange	91-95	MCH 710 V1		MCH 911		MCH 710 H1	MCH 911
EXC	300		95-97	MCH 711 V1		MCH 911			
EXC	360		95-97	MCH 711 V1		MCH 911			
EXC	380		00-02	MCH 114 V1		MCH 911		MCH 114 H1	
SX	380		00-	MCH 114 V1				MCH 114 H1	
EXC	400		95-97	MCH 711 V1		MCH 911			
LC4	400		92-97	MCH 714 V1		MCH 911		MCH 710 H1	
LC4	400 AD Modell		97-98	MCH 713 V1		MCH 911		MCH 712 H1	MCH 911
LC4	400 Duke Modelle		94-98	MCH 712 V1		MCH 911		MCH 712 H1	MCH 911
SX	400		00-	MCH 114 V1				MCH 114 H1	
EXC	440		95-97	MCH 711 V1		MCH 911			
SX	520		00-	MCH 114 V1				MCH 114 H1	
LC4	620		92-97	MCH 714 V1		MCH 911		MCH 710 H1	
LC4	620 AD Modell		97-98	MCH 713 V1		MCH 911		MCH 712 H1	MCH 911
LC4	620 Duke		94-98	MCH 712 V1		MCH 911		MCH 712 H1	MCH 911
LC4	625		02-	MCH 114 V1		MCH 911		MCH 712 H1	MCH 911
LC4	640 Duke		94-98	MCH 712 V1		MCH 911		MCH 712 H1	MCH 911
LC4	640 Supermoto		99-	MCH 713 V1		MCH 911			

Kawasaki

■ KMX	125	MX125A	85-02	MCH 361 V1		MCH 901		MCH 450 H1	MCH 901
■ ZL	125 Eliminator	BN125A	97-03	MCH 378 V1		MCH 901			
■ KMX	200	MX200	88-	MCH 361 V1		MCH 901		MCH 450 H1	MCH 901
■ BJ	250 Estrella	BJ250A	94-97	MCH 261 V1		MCH 901		MCH 450 H1	MCH 901
■ EL	250 Eliminator	EL250B/E	88-95	MCH 355 V1		MCH 901			
■ KH	250	KH250B	76-77	MCH 105 V2		MCH 901			
■ KLR	250	KL250D	84-90	MCH 230 V1		MCH 901			
■ EL	252	EL250F	96-03	MCH 355 V1		MCH 901			
■ GPZ	305	EX305A	84-89	MCH 356 V3					
■ GPZ	400 R	ZX400A	85-	MCH 363 V3				MCH 423 H1	MCH 901
■ KFX	400		05-	MCH 105 V2					
■ KH	400	S3F	76-77	MCH 105 V2		MCH 901			
■ Z	400	KZ400J	81-82	MCH 300 V3					
■ ZRX	400			MCH 449 V3					
■ ZXR	400	ZX400L	90-01	MCH 364 V3	MCH 951	MCH 901		MCH 371 H1	MCH 901
■ Z	440 LTD	KZ440A	80-84	MCH 263 V1		MCH 901			
■ Z	450 LTD	EN450A	85-89	MCH 431 V1		MCH 901			
■ EN	500	EN500A/B	90-95	MCH 365 V1		MCH 901			
■ EN	500	EN500C	96-03	MCH 358 V1		MCH 901			
■ ER-5	500 Twister	ER500A/B	96-00	MCH 382 V1		MCH 901			
■ ER-5	500 Twister	ER500C/D	01-05	MCH 382 V1		MCH 901			
■ GPZ	500 S	EX500A	86-87	MCH 302 V1		MCH 901			
■ GPZ	500 S	EX500A	88-91	MCH 354 V3					
■ GPZ	500 S	EX500A	92-93	MCH 309 V3					
■ GPZ	500 S	EX500D	94-96	MCH 339 V3	MCH 951	MCH 901		MCH 423 H1	MCH 901
■ GPZ	500 S	EX500E	97-03	MCH 339 V3	MCH 951	MCH 901		MCH 423 H1	MCH 901
■ KLE	500	LE500A	91-03	MCH 366 V1		MCH 901		MCH 374 H1	MCH 901
■ KX	500		89-91	MCH 367 V1		MCH 901			
■ GT	550	KZ550G	83-89	MCH 303 V3					
■ Z	550	KZ550B	80-83	MCH 374 V3				MCH 139 H1	MCH 901
■ Z	550 F	KZ550B	83-85	MCH 304 V3					
■ Z	550 GP	KZ550D	81	MCH 307 V5				MCH 334 H1	MCH 901
■ Z	550 GP	KZ550H	82-83	MCH 307 V5				MCH 334 H1	MCH 901
■ Z	550 LTD	KZ550C	80-81	MCH 311 V3					
■ ZR	550 Zephyr	ZR550B	91-99	MCH 359 V3	MCH 951	MCH 901		MCH 359 H1	MCH 901
■ ER-6	600 N	ER650A	05-	MCH 398 V2	MCH 951	MCH 901		MCH 398 H1	MCH 901
■ ER-6	600 F	EX650A	05-	MCH 398 V2	MCH 951	MCH 901		MCH 398 H1	MCH 901
■ GPX	600 R	ZX600C	88-90	MCH 305 V3					
■ GPX	600 R	ZX600C	94-96	MCH 305 V3				MCH 450 H1	MCH 901
■ GPX	600 R	ZX600C	97-00	MCH 155 V3	MCH 951	MCH 901		MCH 450 H1	MCH 901
■ GPZ	600 R	ZX600A	85-89	MCH 341 V5				MCH 352 H1	MCH 901
■ KLR	600	KL600A	84	MCH 230 V1		MCH 901			
■ KLR	600	KL600B	85-86	MCH 230 V1		MCH 901			
■ KLR	600	KL600B	87-89	MCH 368 V1		MCH 901			
■ ZL	600 Eliminator	ZL600B	95-97	MCH 378 V1		MCH 901			
■ ZX-6R	600 Ninja	ZX600F	95-97	MCH 377 V3	MCH 951	MCH 901		MCH 423 H1	MCH 901
■ ZX-6R	600 Ninja	ZX600G	98-99	MCH 314 V3	MCH 951	MCH 901		MCH 314 H1	MCH 901
■ ZX-6R	600 Ninja	ZX600H	00-01	MCH 385 V2	++	MCH 901		MCH 383 H1	MCH 901





→ KAWASAKI

ZX-6R	600	Ninja	ZX600P	07-	MCH 839 V2	MCH 951	MCH 901	MCH 116 H1	MCH 901
■ ZZR	600	D	ZX600D	90-92	MCH 351 V3	MCH 951	MCH 901	MCH 423 H1	MCH 901
■ ZZR	600	E	ZX600E	93-03	MCH 351 V3	MCH 951	MCH 901	MCH 423 H1	MCH 901
■ ZZR	600	E	ZX600E	04-	MCH 351 V3	MCH 951	MCH 901	MCH 423 H1	MCH 901
■ ZX-6R	636		ZX600A	02	MCH 385 V2	++		MCH 383 H1	MCH 901
■ ZX-6R	636		ZX636B	03-04	MCH 388 V2	MCH 951	MCH 901	MCH 388 H1	MCH 901
■ ZX-6R	636		ZX636C	05-06	MCH 396 V2	++	++	MCH 193 H1	MCH 901
■ KLR	650		KL650A	87-88	MCH 368 V1		MCH 901	MCH 145 H1	MCH 901
■ KLR	650		KL650B	89-90	MCH 369 V1		MCH 901	MCH 312 H1	MCH 901
■ KLR	650		KL650B	91-92	MCH 370 V1		MCH 901	MCH 312 H1	MCH 901
■ KLR	650		KL650C	95-04	MCH 230 V1		MCH 901	MCH 312 H1	MCH 901
■ KLX	650		KLX650C	93-94	MCH 376 V1		MCH 901	MCH 204 H1	MCH 901
■ W	650		EJ650A	99-02	MCH 463 V1		MCH 901		
■ W	650	Flachlenker	EJ650A1	01-05	MCH 107 V1				
Z	650	Doppelscheibe		77-79	MCH 330 V3				
■ Z	650		KZ650C	78-79	MCH 339 V3			MCH 312 H1	MCH 901
Z	650		KZ650D	79-80	MCH 141 V3			MCH 312 H1	MCH 901
Z	650		KZ650F	81-83	MCH 342 V3				
KFX	700			05-	MCH 319 V3				
■ GPX	750	Anti Dive	ZX750F	87-90	MCH 319 V3			MCH 334 H1	MCH 901
GPZ	750		ZX750A	83-85	MCH 318 V5			MCH 233 H1	MCH 901
GPZ	750	ohne Anti Dive	ZX750A	85-	MCH 324 V3			MCH 340 H1	MCH 901
■ GPZ	750	R, Ninja mit Anti Dive	ZX750G	85-	MCH 317 V5			MCH 334 H1	MCH 901
■ VN	750		VN750A	86-89	MCH 375 V3	MCH 951	MCH 901		
■ VN	750		VN750A	93-95	MCH 375 V3		MCH 901		
■ Z	750		KZ750E	80-82	MCH 325 V3			MCH 438 H1	MCH 901
■ Z	750		ZR750J	04-	MCH 392 V2	MCH 951	MCH 901	MCH 389 H1	MCH 901
■ Z	750	S	ZR750J	05-	MCH 397 V2	MCH 951	MCH 901	MCH 389 H1	MCH 901
■ Z	750	GT	KZ750E	82-	MCH 313 V3			MCH 338 H1	MCH 901
■ Z	750	LTD	KZ750H	81-82	MCH 316 V3		MCH 901		
■ Z	750	LTD	KZ750K	83-86	MCH 316 V3				
■ ZR	750	Zephyr	ZR750C	91-95	MCH 359 V3	MCH 951	MCH 901	MCH 359 H1	MCH 901
■ ZR	750	Zephyr	ZR750D	96-98	MCH 359 V3	MCH 951	MCH 901	MCH 359 H1	MCH 901
■ ZR-7	750		ZR750F	99-03	MCH 343 V3	MCH 951	MCH 901	MCH 470 H1	MCH 901
■ ZR-7S	750		ZR750F	01-03	MCH 343 V3	MCH 951	MCH 901	MCH 470 H1	MCH 901
■ ZX	750		ZX750E	84-85	MCH 321 V5	MCH 951	MCH 901	MCH 233 H1	MCH 901
■ ZX-7R	750	Ninja	ZX750N	96-02	MCH 380 V3	MCH 951	MCH 901	MCH 357 H1	MCH 901
■ ZXR	750		ZX750J	91-95	MCH 371 V3	MCH 951	MCH 901	MCH 371 H1	MCH 901
ZXR	750	R	ZX750H	89	MCH 320 V3			MCH 320 H1	MCH 901
■ ZXR	750	R	ZX750H	90	MCH 252 V3			MCH 357 H1	MCH 901
■ ZXR	750	RR	ZX750K	92-95	MCH 371 V3	MCH 951	MCH 901	MCH 371 H1	MCH 901
■ VN	800		VN800A	95-00	MCH 358 V1		MCH 901		
■ VN	800	Classic	VN800B	96-03	MCH 310 V1		MCH 901		
■ VN	800	Drifter	VN800C	99-03	MCH 384 V1		MCH 901	MCH 384 H1	MCH 901
■ GPZ	900	R	ZX900A	84-89	MCH 317 V5			MCH 334 H1	MCH 901
■ GPZ	900	R	ZX900A	90-93	MCH 353 V3			MCH 353 H1	MCH 901
■ VN	900	Classic		06-	MCH 825 V1		MCH 901	MCH 825 H1	MCH 901
Z	900		Z1F	74-76	MCH 329 V3				
Z	900	A4	Z1F089	76-	MCH 328 V3				
ZL	900	Eliminator			MCH 372 V3		MCH 901	MCH 212 H1	MCH 901
■ ZX-9R	900	Ninja	ZX900B	94-97	MCH 373 V3	MCH 951	MCH 901	MCH 373 H1	MCH 901
■ ZX-9R	900	Ninja	ZX900C/D	98-99	MCH 383 V3	MCH 951	MCH 901	MCH 383 H1	MCH 901
■ ZX-9R	900	Ninja	ZX900E	00-01	MCH 385 V2	++		MCH 383 H1	MCH 901
■ ZX-9R	900	Ninja	ZX900F	02-03	MCH 387 V2	++	MCH 901	MCH 383 H1	MCH 901
■ GPZ	1000	RX	ZXT00A	86-	MCH 341 V5			MCH 352 H1	MCH 901
■ GTR	1000		ZGT00A	86-89	MCH 121 V3			MCH 340 H1	MCH 901
■ GTR	1000		ZGT00A	90-94	MCH 312 V3	MCH 951	MCH 901	MCH 340 H1	MCH 901
■ GTR	1000		ZGT00A	96-03	MCH 322 V3	MCH 951	MCH 901	MCH 340 H1	MCH 901
■ KLV	1000		LV1000A	04-	MCH 288 V2	++	MCH 901	MCH 288 H1	MCH 901
Z	1000		KZT00A	77	MCH 336 V3			MCH 352 H1	MCH 901
Z	1000		KZT00A	78	MCH 335 V3			MCH 335 H1	MCH 901
■ Z	1000		KZT00J	81-82	MCH 342 V3			MCH 438 H1	MCH 901
■ Z	1000		ZRT00A	03-05	MCH 389 V2	MCH 951	MCH 901	MCH 389 H1	MCH 901
■ Z	1000	LTD	KZT00J	81-	MCH 344 V3			MCH 438 H1	MCH 901
■ Z	1000	MK2	KZT00A	79-80	MCH 331 V3			MCH 139 H1	MCH 901
■ Z	1000	R2	KZT00R	83-84	MCH 342 V3			MCH 342 H1	MCH 901
■ Z	1000	ST	KZT00E	79-80	MCH 337 V3			MCH 359 H1	MCH 901
Z	1000	Z1R	KZT00D	78-80	MCH 333 V3			MCH 333 H1	MCH 901
■ ZL	1000		ZLT00A	87-88	MCH 338 V3			MCH 212 H1	MCH 901
■ ZX-10	1000		ZXT00B	88-90	MCH 334 V3			MCH 334 H1	MCH 901





→ KAWASAKI

■ ZX-10R 1000 Ninja	ZXT00C	04-05	MCH 393 V2	MCH 951	MCH 901	MCH 185 H1	MCH 901
■ ZX-10R 1000 Ninja	ZXT00D	06-07	MCH 399 V2	MCH 951	MCH 901	MCH 438 H1	MCH 901
■ GPZ 1100	ZXT10A	83-85	MCH 345 V5			MCH 334 H1	MCH 901
■ GPZ 1100	ZXT10E	95-98	MCH 379 V3	MCH 951	MCH 901	MCH 379 H1	MCH 901
■ Z 1100 GP	KZT10B	81-82	MCH 349 V3			MCH 423 H1	MCH 901
■ Z 1100 ST	KZT10A	81-83	MCH 348 V3			MCH 438 H1	MCH 901
■ ZR 1100 Zephyr	ZRT10A	92-93	MCH 360 V3	MCH 951	MCH 901	MCH 360 H1	MCH 901
■ ZR 1100 Zephyr	ZRT10A	94-95	MCH 360 V3	MCH 951	MCH 901	MCH 438 H1	MCH 901
■ ZR 1100 Zephyr	ZRT10B	96-97	MCH 360 V3	MCH 951	MCH 901	MCH 438 H1	MCH 901
■ ZRX 1100	ZRT10C	97-00	MCH 362 V3	MCH 951	MCH 901	MCH 362 H1	MCH 901
■ ZZR 1100 C	ZXT10C	90-92	MCH 352 V3	MCH 951	MCH 901	MCH 352 H1	MCH 901
■ ZZR 1100 D, G	ZXT10D, G	93-01	MCH 306 V3	MCH 951	MCH 901	MCH 312 H1	MCH 901
ZG 1200		89-98	MCH 308 V3			MCH 357 H1	
■ ZRX 1200 R, S	ZRT20A	01-03	MCH 362 V3	MCH 951	MCH 901	MCH 340 H1	MCH 901
■ ZRX 1200 R, S	ZRT20B	04-	MCH 395 V3	MCH 951	MCH 901	MCH 340 H1	MCH 901
■ ZX-12 1200	ZXT20A	00-03	MCH 386 V2	++	MCH 901	MCH 386 H1	MCH 901
■ ZX-12 1200	ZXT20A	04-	MCH 394 V2	++	MCH 901	MCH 386 H1	MCH 901
■ ZZR 1200	ZXT20C	02-04	MCH 357 V3	MCH 951	MCH 901	MCH 282 H1	MCH 901
■ Z 1300	KZT30A	79-85	MCH 350 V3			MCH 233 H1	MCH 901
■ Z 1300 DFI	ZGT30A	84-89	MCH 372 V3			MCH 300 H1	MCH 901
■ VN 1500	VNT50A	87-95	MCH 358 V1		MCH 901	MCH 358 H1	MCH 901
■ VN 1500 Classic	VNT50D	96-02	MCH 381 V1		MCH 901		
■ VN 1500 Classic Tourer	VNT50G	98-02	MCH 315 V3		MCH 901	🔒	
■ VN 1500 Classic Tourer	VNT50G	03-	MCH 391 V3				
■ VN 1500 Drifter	VNT50J	99-03	MCH 384 V1		MCH 901	MCH 310 H1	MCH 901
■ VN 1500 Mean Streak	VNT50P	02-03	MCH 390 V2	++	MCH 901	MCH 310 H1	MCH 901
■ VN 1600 Classic	VNT60A	03-	MCH 326 V3		MCH 901		
■ VN 1600 Mean Streak	VNT60B	04-	MCH 390 V2	++	MCH 901	MCH 310 H1	MCH 901
■ VN 2000		04-	MCH 327 V3		MCH 901	🔒	

Kymco

■ 125 Stryker	AF	01-	MCH 556 V1				
■ 125 Zing	RF25	97-00	MCH 556 V1				
KXR 250 Sport		04-	🔒			🔒	

Laverda

1000 SFC		86-88	MCH 850 V3				
1200		78-80	MCH 850 V3				

MBK

YP 50 Nitro	SA14	00-02	MCH 716 V1				
YP 100 Nitro	SB05	00-02	MCH 716 V1				
■ YW 100 Booster	SB02	01-02	MCH 706 V1				
■ YQ 125 Thunder	SE05	01-02	MCH 703 V1				

MZ

■ ETZ 125		87-	MCH 700 V1				
■ ETZ 250	ETZ250	87-	MCH 700 V1				

Malaguti

■ F 12 50 Phantom	ZJM40/D	94-96	MCH 501 V1		MCH 911		
-------------------	---------	-------	-------------------	--	---------	--	--

Moto Morini

3 1/2 Touring		79	MCH 438 V3			MCH 256 H1	
3 1/2 Touring		80-	MCH 438 V3			MCH 352 H1	
500 Touring		79	MCH 438 V3			MCH 256 H1	
500 Touring		80-	MCH 438 V3			MCH 352 H1	

Moto-Guzzi

V 650 65 SP		83-85	MCH 643 V4				
V 750 Florida		88-93	MCH 642 V3				
850 Le Mans		76-84	MCH 632 V4				
850 T3		75-83	MCH 641 V5				
1000 California II		81	MCH 630 V4				
■ 1000 California II	VT	82-87	MCH 635 V5				
■ 1000 California III	VW	88-	MCH 636 V4				
1000 Convert		75-	🔒				
1000 Le Mans IV		85-88	MCH 631 V4				
1000 Le Mans IV		89-91	MCH 633 V5				
1000 Le Mans V		92-	MCH 634 V4				
1000 Mille GT		87-	🔒				





→ MOTO-GUZZI

	1000 Quota		92-	☎					
■	1000 S	VV	90-	MCH 637 V4					
■ V	1000 G5	VG	78-81	MCH 639 V5					
■ V	1000 SP I	VG-SP	78-87	MCH 638 V4					
V	1000 SP II		88-	MCH 640 V4					
	1100 California Jackel	KD	00-01	☎					
■ EV	1100 California	KD	97-	MCH 645 V2					
■ EV	1100 California I.E.	KC/KD	94-96	MCH 644 V4					

Piaggio

■ RST	50 Sfera	C01	95-	MCH 708 V1		MCH 911			
■ TPH	50	TEC	93-	MCH 709 V1		MCH 911			
■	125 Sfera	M01	95-	MCH 708 V1		MCH 911			
■	125 Skipper	CSM	94-98	MCH 715 V1		MCH 911			
■	125 Typhoon	M02		MCH 708 V1		MCH 911			
■ SKR	125	CSM	94-98	MCH 715 V1		MCH 911			
	150 Skipper		94-98	MCH 715 V1		MCH 911			
■ SKR	150	CSM	94-98	MCH 715 V1		MCH 911			

SYM

	50 DD		02-07	MCH 457 V1					
	50 Shark		00-03	☎					
■	125 Husky	N125A	97-	MCH 412 V1					

Suzuki

■ AY	50 Katana	AA	97-04	MCH 281 V1		MCH 921			
■ RG	80	NC11A	87-96	MCH 407 V1		MCH 921			
	RM	RC12A	89-00	MCH 206 V1		MCH 921		MCH 139 H1	MCH 921
■ DR	125	SF44A	91-99	MCH 114 V1		MCH 921			
■ GN	125 R	NF41A	95-00	MCH 263 V1		MCH 921			
■ GS	125 ES	AW	99-00	MCH 200 V1		MCH 921			
■ GZ	125 Marauder	AP	98-99	MCH 253 V1		MCH 921			
■ GZ	125 Marauder	AP	02-	MCH 253 V1		MCH 921			
	RG	Gamma	87-	MCH 200 V1		MCH 921			
	RM	RF15A	96-01	☎				☎	
■ TU	125 XT	AZ	99-00	MCH 462 V1		MCH 921			
■ UH	125 Burgman	BP	02-	MCH 804 V1					
■ VL	125 Intruder LC	A4	99-04	MCH 213 V1		MCH 901	MCH 921		
■ GN	250 E	NJ42A	82-99	MCH 263 V1		MCH 921			
	GT	GT2502	78-81	MCH 168 V1		MCH 921			
■ GZ	250 Marauder	AR	99-04	MCH 253 V1		MCH 921			
	RG	Gamma	GJ21B	86-	MCH 202 V3			MCH 202 H1	MCH 921
	RGV	250	VJ21A	88-90	MCH 203 V3	MCH 971	MCH 921	MCH 203 H1	MCH 921
■ RGV	250	VJ22B	91-93	MCH 258 V3	MCH 971	MCH 921		☎	MCH 921
	RM	RJ14A	96-01	☎				☎	
■ DR	350 S	SK42B	90-94	MCH 201 V1		MCH 921		MCH 201 H1	MCH 921
■ DR	350 SE	SK42B	95-97	MCH 201 V1		MCH 921		MCH 201 H1	MCH 921
	GT	380	GT380	73-77	MCH 256 V1		MCH 921		
■ DR-Z	400 S	WVBC	00-04	MCH 237 V1		MCH 901		MCH 237 H1	MCH 901
■ DR-Z	400 SM	WVBC	05-	MCH 237 V1		MCH 901		☎	MCH 901
■ GS	400 E	GS400	77-79	MCH 205 V2					
■ GSF	400 Bandit	GK75B	91-96	MCH 260 V3	MCH 971	MCH 921		MCH 260 H1	MCH 921
■ GSX	400 F	GS40XF	81-84	MCH 204 V3	MCH 971	MCH 921			
	GSX	400 S	GS40X	80-81	MCH 513 V1				
	GSXR	400	GK76A	91-97	MCH 273 V2	++	MCH 921	MCH 208 H1	MCH 921
	LT-Z	400	03-	☎				☎	
	GS	450 E	GS450	79-	MCH 302 V1		MCH 921		
	GS	450 L	GS450	80-81	MCH 513 V1		MCH 921		
	GS	450 T		80-81	MCH 263 V1		MCH 921		
	RMZ	450	05-	MCH 191 V1					
■ GS	500 E	GS500E	79-	MCH 217 V3	MCH 971	MCH 921			
■ GS	500 E	GM51B	94-04	MCH 228 V1		MCH 921		MCH 263 H1	MCH 921
■ GS	500 E,EU	GM51B	89-93	MCH 261 V1		MCH 921		MCH 263 H1	MCH 921
■ GS	500 F	BK422	04-07	MCH 228 V1		MCH 921		MCH 263 H1	MCH 921
■ RG	500 Gamma	HM31A	85-89	MCH 207 V3		MCH 921		MCH 124 H1	MCH 921
■ GS	550 E	GS550	79-	MCH 217 V3	MCH 971	MCH 921			
	GS	550 M	GS550M	83-84	MCH 216 V5			MCH 240 H1	MCH 921
■ GSX	550 EF, ES mit Anti Dive	GN71D	83-84	MCH 212 V5				MCH 212 H1	MCH 921
	GSX	550 ES	GN71D	83-87	MCH 209 V3	MCH 971	MCH 921	MCH 212 H1	MCH 921
■ DR	600 S, SU	SN41AD	85-89	MCH 230 V1		MCH 921			
■ GSF	600 Bandit	GN77B	95-99	MCH 268 V3	MCH 971	MCH 901	MCH 921	MCH 212 H1	MCH 921
■ GSF	600 Bandit	VVA8	00-04	MCH 282 V3	MCH 971	MCH 901	MCH 921	MCH 282 H1	MCH 921

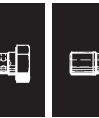




→ **SUZUKI**

■ GSF	600	S Bandit	GN77B	96-99	MCH 270 V3	MCH 971	MCH 901	MCH 921	MCH 212 H1	MCH 921
■ GSF	600	S Bandit	WVA8	00-04	MCH 283 V3	MCH 971	MCH 901	MCH 921	MCH 282 H1	MCH 921
■ GSR	600		WVB9	06-07	MCH 822 V2	MCH 951	MCH 901		MCH 254 H1	MCH 901
■ GSR	600	mit ABS	WVB9	07-	☒					
■ GSX	600	F	GN72B	88-97	MCH 214 V3	MCH 971	MCH 921		MCH 214 H1	MCH 921
■ GSX	600	F	AJ	98-01	MCH 208 V3	MCH 971	MCH 901	MCH 921	MCH 208 H1	MCH 901 MCH 921
■ GSXR	600		AD311	97-00	MCH 224 V2	MCH 951	MCH 901	MCH 921	MCH 224 H1	MCH 921
■ GSXR	600		AD311	01-03	MCH 282 V2	MCH 951	MCH 901	MCH 921	MCH 206 H1	MCH 921
■ GSXR	600		WVB2	04-05	MCH 296 V2	MCH 951	MCH 901		MCH 353 H1	MCH 901
■ GSXR	600		CE	06-	MCH 821 V2	MCH 951	MCH 901		MCH 821 H1	MCH 901
■ RF	600	R, RU	GN76B	93-96	MCH 271 V3	MCH 971	MCH 901	MCH 921	MCH 226 H1	MCH 921
■ VS	600	GLP	VS51B	95-97	MCH 223 V1		MCH 921			
■ DL	650	V-Strom	WVB1	04-06	MCH 297 V2	++			MCH 297 H1	
■ DR	650	R, RU	SP41B, SP44B	90-96	MCH 255 V1		MCH 921		MCH 255 H1	MCH 921
■ DR	650	SE	SP46B	96-99	MCH 368 V1		MCH 921		MCH 368 H1	MCH 901
■ GR	650	X	GP51A	83-89	MCH 263 V1		MCH 921			
■ GS	650	G mit Anti Dive	GS650G	81-82	MCH 216 V5	MCH 971	MCH 921		MCH 240 H1	MCH 921
■ GS	650	G	GS650G	81-82	MCH 204 V3	MCH 971	MCH 921		MCH 240 H1	MCH 921
■ GSF	650	S, Bandit	WVB5	05-06	MCH 298 V2	MCH 951	MCH 901		MCH 284 H1	MCH 901
■ GSF	650	Bandit mit ABS	WVCJ	07-	☒					
■ LS	650	P Savage	NP41B	86-96	MCH 215 V1		MCH 921			
■ LS	650	P Savage	NP41B	97-00	MCH 276 V1		MCH 921			
■ SV	650		AV111	99-02	MCH 279 V3	MCH 971	MCH 901	MCH 921	MCH 254 H1	MCH 921
■ SV	650		WVBY	03-06	MCH 294 V2	++	MCH 901		MCH 101 H1	MCH 901
■ SV	650	S	AV111	99-02	MCH 278 V3	MCH 971	MCH 901	MCH 921	MCH 353 H1	MCH 921
■ SV	650	S	WVBY	03-06	MCH 293 V2	++	MCH 901		MCH 293 H1	MCH 901
■ XF	650	Freewind	AC	97-99	MCH 156 V1		MCH 901		MCH 205 H1	MCH 901 MCH 921
■ XF	650	Freewind	AC	00-01	MCH 170 V1		MCH 901		MCH 205 H1	MCH 901 MCH 921
■ DR	750	S, SU	SR41B	88	MCH 230 V1		MCH 921			
■ DR	750	S, SU	SR41B	89-90	MCH 230 V1		MCH 921		MCH 110 H1	MCH 921
■ GS	750	D	GS750D	77-79	MCH 204 V3					
■ GSX	750		AE	98-01	MCH 274 V3	MCH 971	MCH 901	MCH 921	MCH 200 H1	MCH 921
■ GSX	750		GS75X	80-81	MCH 232 V3					
■ GSX	750	E	GS75X	80-	MCH 264 V3				MCH 210 H1	MCH 921
■ GSX	750	ES	GR72A	85	MCH 235 V5				MCH 210 H1	MCH 921
■ GSX	750	ES, EF mit Anti Dive	GR72A	83-85	MCH 219 V5				MCH 219 H1	MCH 921
■ GSX	750	F	GR78A	89-97	MCH 254 V3	MCH 971	MCH 921		MCH 254 H1	MCH 921
■ GSX	750	F	AK	99-06	MCH 218 V3	MCH 971	MCH 921	MCH 901	MCH 208 H1	MCH 901 MCH 921
■ GSX	750	L	GS75X	80-81	MCH 231 V3					
■ GSX	750	S	GR71A	82-	☒				MCH 210 H1	MCH 921
■ GSX	750	S m.A.	GR71A	82-	MCH 246 V5				MCH 210 H1	MCH 921
■ GSXR	750		GR75A	85-87	MCH 234 V3				MCH 233 H1	MCH 921
■ GSXR	750		GR77B	88-89	MCH 233 V3				MCH 233 H1	MCH 921
■ GSXR	750		GR7AB	90-91	MCH 252 V3	MCH 971	MCH 921		MCH 357 H1	MCH 921
■ GSXR	750	W	GR7BB	92-93	MCH 265 V3	MCH 971	MCH 921		MCH 262 H1	MCH 921
■ GSXR	750	W	GR7BB	94-95	MCH 224 V2	MCH 951	MCH 901	MCH 921	MCH 262 H1	MCH 921
■ GSXR	750		GR7DB	96-99	MCH 224 V2	MCH 951	MCH 901	MCH 921	MCH 224 H1	MCH 921
■ GSXR	750		WVBD	00-03	MCH 282 V2	MCH 951	MCH 901	MCH 921	MCH 240 H1	MCH 921
■ GSXR	750		WVB3	04-05	MCH 296 V2	MCH 951	MCH 901		MCH 353 H1	MCH 901
■ GSXR	750		CF	06-	MCH 821 V2	MCH 951	MCH 901		MCH 821 H1	MCH 901
■ GT	750		GT750	73-77	MCH 429 V3					
■ VS	750	GL F, P	VR51BD	86-91	MCH 223 V1		MCH 921			
■ DR	800	S	SR42B	90	MCH 230 V1		MCH 921		MCH 257 H1	MCH 901
■ DR	800	S	SR43B	91-98	MCH 230 V1		MCH 921		MCH 249 H1	MCH 901
■ VL	800	Intruder LC Volusia	WVBM	01-06	MCH 239 V1		MCH 901			
■ VL	800	Intruder LC Volusia		07-	☒		MCH 901			
■ VS	800	GL	VS52B	92-00	MCH 266 V1		MCH 921			
■ VX	800	U	VS51B	90-96	MCH 256 V1		MCH 921		MCH 256 H1	MCH 921
■ VZ	800	M		05-06	MCH 170 V1	MCH 901				
■ VZ	800	Marauder	AF	97-04	MCH 213 V1		MCH 901			
■ GS	850	G	GS850	79-81	MCH 236 V3	MCH 971	MCH 921		MCH 210 H1	MCH 921
■ GS	850	G	GS72A	84-88	MCH 236 V3	MCH 971	MCH 921		MCH 210 H1	MCH 921
■ RF	900	R	GT73B	94-97	MCH 226 V3	MCH 971	MCH 921		MCH 226 H1	MCH 921
■ DL	1000	V-Strom	WVBS	02-06	MCH 288 V2	++	MCH 901		MCH 288 H1	MCH 901
■ GS	1000	E	GS1000	78-80	MCH 238 V3				MCH 265 H1	MCH 921
■ GS	1000	G	GS100G	80-	MCH 240 V3				MCH 210 H1	MCH 921
■ GS	1000	S	GS1000	79-81	MCH 349 V3	MCH 971	MCH 921		MCH 210 H1	MCH 921
■ GSXR	1000		WVBL	01-02	MCH 285 V2	MCH 951	MCH 901		MCH 206 H1	MCH 901 MCH 921
■ GSXR	1000		WVB3	03-04	MCH 290 V2	MCH 951	MCH 901		MCH 290 H1	MCH 901
■ GSXR	1000		WVB6	05-06	MCH 299 V2	MCH 951	MCH 901		MCH 206 H1	MCH 901





→ SUZUKI

■ GSXR 1000	WVCL	07-	MCH 299 V2	MCH 951	MCH 901		MCH 299 H1	MCH 901
■ SV 1000	WVBX	03-06	MCH 295 V2	MCH 951	MCH 901		MCH 207 H1	MCH 901
■ SV 1000 S	WVBX	03-06	MCH 257 V2	MCH 951	MCH 901		MCH 207 H1	MCH 901
■ TL 1000 R	AM321	98-	MCH 277 V2	MCH 951	MCH 901	MCH 921	MCH 133 H1	MCH 901
■ TL 1000 S	AG111	97-00	MCH 272 V2	MCH 951	MCH 901	MCH 921	MCH 272 H1	MCH 921
■ GS 1100 G	GU71A	86-88	MCH 240 V3	MCH 971	MCH 921		MCH 240 H1	MCH 921
■ GSX 1100 E	GS110X	80-	MCH 249 V3	MCH 971	MCH 921		MCH 249 H1	MCH 921
■ GSX 1100 E	GV71C	85	MCH 244 V3				MCH 149 H1	MCH 921
■ GSX 1100 E, EF, ES	GV71C	84-	MCH 245 V3				MCH 233 H1	MCH 921
■ GSX 1100 ES	GV71B	83	MCH 247 V5				MCH 210 H1	MCH 921
■ GSX 1100 EX	GV71B	82-83	MCH 248 V5				MCH 210 H1	MCH 921
■ GSX 1100 F	GV72C	88	MCH 243 V3		MCH 921		MCH 265 H1	MCH 921
■ GSX 1100 F	GV72C	89-96	MCH 225 V3		MCH 921		MCH 251 H1	MCH 921
■ GSX 1100 G	GV74A	91-96	MCH 262 V3				MCH 433 H1	MCH 921
■ GSX 1100 S Katana	GS1100X	82-85	MCH 246 V5	MCH 971	MCH 921		MCH 210 H1	MCH 921
■ GSXR 1100	GU74CD	86-88	MCH 242 V3		MCH 921		MCH 113 H1	MCH 921
■ GSXR 1100	GV73C	89-90	MCH 241 V3		MCH 921		MCH 320 H1	MCH 921
■ GSXR 1100	GV73C	91-92	MCH 259 V3		MCH 921		MCH 259 H1	MCH 921
■ GSXR 1100 W	GU75C	93-94	MCH 267 V2	MCH 951	MCH 921		MCH 267 H1	MCH 921
■ GSXR 1100 W	GU75C	95-97	MCH 267 V2	MCH 951	MCH 901	MCH 921	MCH 267 H1	MCH 921
■ GSF 1200 Bandit	GV75A	96-00	MCH 291 V3	MCH 971	MCH 921		MCH 212 H1	MCH 921
■ GSF 1200 Bandit mit ABS	GV75A	96-00	MCH 222 V4					
■ GSF 1200 Bandit	WVA9	01-05	MCH 286 V3	MCH 971	MCH 901	MCH 921	MCH 284 H1	MCH 921
■ GSF 1200 Bandit	WVCB	06	MCH 823 V2				MCH 352 H1	
■ GSF 1200 S, Bandit	GV75A	96-00	MCH 292 V3	MCH 971	MCH 921		MCH 212 H1	MCH 921
■ GSF 1200 S, Bandit	WVA9	01-05	MCH 284 V3	MCH 971	MCH 901	MCH 921	MCH 284 H1	MCH 921
■ GSF 1200 S, Bandit	WVCB	06	MCH 823 V2	MCH 951	MCH 901		MCH 352 H1	MCH 901
■ GSX 1200 FS	A3	99-00	MCH 211 V3	MCH 971	MCH 901	MCH 921	MCH 200 H1	MCH 921
■ GSX 1300 R Hayabusa	A1	99-06	MCH 280 V2	MCH 951	MCH 901		MCH 256 H1	MCH 921
■ GSX 1400	WVBN	01-06	MCH 287 V3	MCH 951	MCH 901		MCH 214 H1	MCH 901
■ VS 1400 Intruder	VX51L/LD	87-03	MCH 250 V1		MCH 921		MCH 264 H1	MCH 921
■ VL 1500 Intruder	AL	98-01	MCH 275 V1		MCH 901		MCH 275 H1	MCH 901
■ VL 1500 Intruder	WVAL	02-04	MCH 289 V2	MCH 951	MCH 901		MCH 275 H1	MCH 901
■ VZ 1600 Marauder		04-	MCH 390 V2	++	MCH 901			
■ VZR 1800 Intruder	CA	07-	MCH 828 V3		MCH 901			

Triumph

■ 750 Trident	T300C	91-96	MCH 661 V3	MCH 951	MCH 901		MCH 661 H1	MCH 901
■ 900 Adventurer	T309	96-	MCH 215 V1		MCH 901		MCH 335 H1	MCH 901
■ 900 Daytona	T300	93-96	MCH 663 V3	MCH 951	MCH 901		MCH 662 H1	MCH 901
■ 900 Speed Triple	T509	94-96	MCH 663 V3	MCH 951	MCH 901		MCH 661 H1	MCH 901
■ 900 Sprint	T300	93-96	MCH 661 V3	MCH 951	MCH 901		MCH 661 H1	MCH 901
■ 900 Thunderbird	T309	95-99	MCH 256 V1		MCH 901		MCH 335 H1	MCH 901
■ 900 Thunderbird Sport		98-99					MCH 335 H1	MCH 901
■ 900 Tiger	T400	91-96	MCH 660 V3	MCH 951	MCH 901		MCH 249 H1	MCH 901
■ 900 Trident	T300	91-96	MCH 661 V3	MCH 951	MCH 901		MCH 661 H1	MCH 901
■ 900 Trophy	336DDM	91-96	MCH 661 V3	MCH 951	MCH 901		MCH 661 H1	MCH 901
■ 955 Daytona	T595	97-98	MCH 664 V2				MCH 664 H1	
■ 955 Speed Triple	T509	97-98	MCH 664 V2				MCH 664 H1	
■ 1200 Daytona	T300	93-96	MCH 663 V3	MCH 951	MCH 901		MCH 662 H1	MCH 901
■ 1200 Trophy	342CSM	91-96	MCH 661 V3	MCH 951	MCH 901		MCH 661 H1	MCH 901

Yamaha

■ BW 50 NG	4BXM	99-02	MCH 706 V1		MCH 901			
■ CW 50 RS	4CW1, 4CW3	95-98	MCH 706 V1		MCH 901			
■ DT 80 LC2	53V	85-	MCH 424 V1		MCH 901			
■ YQ 100 Aerox	SB05	01-	MCH 716 V1					
■ DT 125 LC	10V	84-87	MCH 369 V1		MCH 901			
■ DT 125 R	4BL, 3RM	91-02	MCH 458 V1		MCH 901			
■ SR 125	3MW8	96-98	MCH 355 V1		MCH 901			
■ TDR 125	4GW1	93-01	MCH 170 V1		MCH 901		MCH 334 H1	MCH 901
■ TW 125 Trailway	DE01	99-	MCH 403 V1					
■ XV 125 S, Virago	5AJ	97-00	MCH 263 V1		MCH 901			
■ XVS 125 Drag Star	VE01	01-02	MCH 256 V1		MCH 901			
■ YP 125 Majesty	SE02, SE06	01-02	MCH 703 V1		MCH 901			
■ YZ 125		89	MCH 455 V1		MCH 901			
■ YZ 125		90-91	MCH 418 V1					
■ YZ 125		96-97					MCH 224 H1	
■ YZ 125		98-03	MCH 482 V1				MCH 272 H1	
■ RD 250	522	72-75	MCH 405 V2					





→ YAMAHA

■ RD	250 LC	4L1, 4L2	80-83	MCH 486 H1		MCH 901			
■ TDR	250	3CK1	88-90	MCH 513 V1				MCH 837 H1	MCH 901
TZ	250 GP		89-90	MCH 401 V2					
■ TZR	250	2MA, 2XW	87-90	MCH 400 V1		MCH 901		MCH 400 H1	MCH 901
■ XV	250 Virago	3LS, 3LW	89-97	MCH 457 V1		MCH 901			
■ XV	250 Virago	3LW	95-99	MCH 263 V1		MCH 901			
■ XVS	250 Drag Star	VG03	01-	MCH 256 V1		MCH 901			
YZ	250		89	MCH 455 V1		MCH 901			
YZ	250		90-91	MCH 418 V1					
YZ	250		96-97	☒				MCH 224 H1	
YZ	250	4XL	98-03	MCH 482 V1				MCH 272 H1	
■ RD	350 LC	4L0	80-82	MCH 406 V3					
■ RD	350 LC, LCF	1WW, 1WX	86-90	MCH 109 V3		MCH 901		MCH 461 H1	MCH 901
■ RD	350 LC, YPVS	31K	83-85	MCH 406 V3		MCH 901		MCH 202 H1	MCH 901
TT	350		86-	☒		MCH 901			
■ XT	350	55V, 59Y	85-90	MCH 404 V1		MCH 901			
■ XT	350	3YT1, 3YT3	91-95	MCH 404 V1		MCH 901			
YFM	350 R		04-	☒				MCH 113 H1	
XS	360 SE	1U4	77-78	MCH 107 V1		MCH 901			
FZR	400 R		91-	MCH 461 V3	MCH 951	MCH 901			
RD	400	1A3	76-78	MCH 107 V1					
WR	400 F	CH02	98-00	MCH 427 V1				MCH 272 H1	MCH 901
XJR	400 R	4HM	95-97	MCH 476 V2	++	MCH 901		MCH 476 H1	MCH 901
■ XS	400 DOHC	12E	82-87	MCH 408 V2		MCH 901			
■ XS	400 S	4G5	80-83	MCH 156 V1		MCH 901			
■ XS	400 SE	2A2, 4A3	77-82	MCH 462 V1		MCH 901			
■ WR	426	CJ	01-	MCH 427 V1					
■ WR	426 F	CJ	01-	MCH 427 V1				☒	
YFZ	450		04-	☒				MCH 233 H1	
■ RD	500 LC	47X, 1GE	84-88	MCH 410 V5	MCH 951	MCH 901		MCH 438 H1	MCH 901
■ SR	500	2J4	78-79	MCH 479 V2		MCH 901			
SR	500 Doppelscheibe	2J4	80-83	MCH 413 V3	MCH 951		MCH 901		
■ SR	500	2J4	80-83	MCH 415 V1		MCH 901			
SR	500 ohne Verteiler	48T	84-90	MCH 463 V1		MCH 901			
■ SR	500	48T	84-90	MCH 414 V2		MCH 901			
■ XV	500	26R	83-89	MCH 358 V1		MCH 901			
■ XV	535 SE, N, H	2YL, 3BR	88-93	MCH 463 V1		MCH 901			
XV	535 Virago Flachlenker	2YL, 3BR	89-90	MCH 302 V1		MCH 901			
■ XV	535 Virago	2YL, 3BR, 4KU3	94-97	MCH 412 V1			MCH 901		
■ XV	535 Virago	2YL, 3BR	98-02	MCH 412 V1					
■ XJ	550	4V8, 4V9	81-83	MCH 420 V3	MCH 951	MCH 901			
■ XZ	550	11U, 11V	82-85	MCH 419 V3	MCH 951	MCH 901			
FZ	600		86-87	MCH 421 V3				MCH 425 H1	MCH 901
■ FZ6	600	RJ07	04-	MCH 490 V2	++	MCH 901		MCH 490 H1	MCH 901
FZ6	600 Fazer	RJ07	04-	MCH 490 V2	++	MCH 901		MCH 490 H1	MCH 901
■ FZR	600	3RG, 3RH	89	MCH 454 V3	MCH 951	MCH 901		MCH 454 H1	MCH 901
■ FZR	600 H, M, N	3HE, 3RG	90-93	MCH 454 V3	MCH 951	MCH 901		MCH 454 H1	MCH 901
■ FZR	600 R	4JH, 4MH	94-95	MCH 469 V2	++	MCH 901		MCH 462 H1	MCH 901
■ FZS	600 Fazer	RJ02	98-03	MCH 422 V3	MCH 951	MCH 901		MCH 422 H1	MCH 901
■ FZS	600 Fazer SP	RJ02	00-03	MCH 422 V3	MCH 951	MCH 901		MCH 422 H1	MCH 901
■ SRX	600 H, N	1XL, 1XM	86-90	MCH 426 V3	MCH 951	MCH 901		MCH 426 H1	MCH 901
TT	600 E, S	4GV	93-95	MCH 411 V1					
■ XJ	600	51J, 51H	84-91	MCH 421 V3	MCH 951	MCH 901		MCH 202 H1	MCH 901
■ XJ	600 Diversion	4BR	92-97	MCH 457 V1		MCH 901		MCH 423 H1	MCH 901
■ XJ	600 Diversion	RJ01	98-99	MCH 478 V2	MCH 951	MCH 901		MCH 423 H1	MCH 901
■ XJ	600 Diversion	RJ01	00-02	MCH 483 V2	MCH 951	MCH 901		MCH 423 H1	
■ XJ	600 N	4LX, 4MB	94-97	MCH 355 V1		MCH 901		MCH 423 H1	MCH 901
■ XT	600 E	3TB, 3UW, DJ02	90-02	MCH 301 V1		MCH 901		MCH 116 H1	MCH 901
■ XT	600 H, N	2KF	87-89	MCH 423 V1		MCH 901		MCH 423 H1	MCH 901
■ XT	600 K	3TB, 3UW	91-	MCH 301 V1		MCH 901		MCH 116 H1	MCH 901
■ XT	600 Z	55W, 1VJ	85-89	MCH 424 V1		MCH 901			
■ XT	600 Z, Tenere	3AJ	90	MCH 301 V1		MCH 901		MCH 116 H1	MCH 901
■ YZF	600 R6	RJ03	99-02	MCH 480 V2	MCH 951	MCH 901		MCH 352 H1	MCH 901
■ YZF	600 R6	RJ05	03-04	MCH 488 V2	MCH 951	MCH 901		MCH 488 H1	MCH 901
■ YZF	600 R6	RJ09	05	MCH 489 V2	++	MCH 901		MCH 488 H1	MCH 901
■ YZF	600 R6	RJ11	06-07	MCH 493 V2	++	MCH 901		MCH 493 H1	MCH 901
■ YZF	600 Thunder Cat	4TV	96-02	MCH 475 V2	++	MCH 901		MCH 462 H1	MCH 901
■ XJ	650	4K0	80-85	MCH 428 V3		MCH 901			
■ XJ	650 Turbo	11T	82-85	MCH 464 V3		MCH 901			
■ XS	650	447	77-81	MCH 429 V3					





→ YAMAHA

■ XS	650 SE	3L1, 4G7	80-81	MCH 215 V1		MCH 901	MCH 142 H1	MCH 901
■ XVS	650 A Drag Star Classic	VM02	98-01	MCH 170 V1		MCH 901		
■ XVS	650 Drag Star	4VR/XR	97-00	MCH 412 V1		MCH 901		
■ MT03	660	RM02	06-	MCH 494 V2	++	MCH 901	MCH 494 H1	MCH 901
■ SZR	660	4SU	96-97	MCH 432 V1			MCH 432 H1	MCH 901
■ XT	660 R	DM01	04-	MCH 191 V1		MCH 901	MCH 418 H1	MCH 901
■ XT	660 X	DM01	04-	MCH 191 V1		MCH 901	MCH 418 H1	MCH 901
■ XTZ	660 Tenere	4MY3	91-96	MCH 465 V1		MCH 901	MCH 606 H1	MCH 901
YFM	660 Raptor		01-04			MCH 901		MCH 901
YFM	700 Raptor		05-			MCH 901		
■ FZ	750	1FN, 1TV	85-88	MCH 436 V3			MCH 435 H1	MCH 901
FZ	750	2KK	87-88	MCH 435 V3			MCH 435 H1	MCH 901
■ FZ	750	2KK, 3KT	89-96	MCH 452 V3			MCH 435 H1	MCH 901
■ FZR	750 R, RT	3CU, 2TT	87-88	MCH 444 V3			MCH 459 H1	MCH 901
FZR	750 R OW01	3PJ	89-93	MCH 453 V2	++	MCH 921	MCH 434 H1	
FZX	750 Fazer	2JE	87-89	MCH 434 V3			MCH 434 H1	
■ XJ	750	41Y	84-86	MCH 437 V5				
■ XJ	750 Seca	11M	82-83	MCH 437 V4				
■ XS	750	1T5	78-80	MCH 438 V3			MCH 359 H1	MCH 901
■ XTZ	750 H, N	3LD/3WM	89-96	MCH 433 V3	MCH 951	MCH 901	MCH 433 H1	MCH 901
■ XV	750	4FY	92-93	MCH 447 V3	MCH 951	MCH 901		
■ XV	750 SE	5G5, 5K4	81-84	MCH 431 V1		MCH 901		
■ XV	750 Virago	4PW	94-97	MCH 441 V3	MCH 951	MCH 901		
■ YZF	750 R, SP	4HN, 4HT	93-98	MCH 467 V2	++	MCH 901	MCH 233 H1	MCH 901
■ TDM	850	4TX	96-01	MCH 474 V2	++	MCH 901	MCH 462 H1	MCH 901
■ TDM	850 H, N	3VD, 4CM	91-94	MCH 466 V3	MCH 951	MCH 901	MCH 462 H1	MCH 901
■ TDM	850 H, N	3VD, 4CM	95	MCH 158 V3	MCH 951	MCH 901	MCH 462 H1	MCH 901
■ TRX	850	4UN	96-98	MCH 473 V2	++	MCH 901	MCH 233 H1	MCH 901
■ XS	850	4,00E+02	80-82	MCH 438 V3			MCH 359 H1	MCH 901
■ TDM	900	RN08/RN11	02-04	MCH 486 V2	++	MCH 901	MCH 486 H1	MCH 901
■ XJ	900 F	31A, 42N	83-84	MCH 440 V5			MCH 450 H1	MCH 901
■ XJ	900 F	58L	85-86	MCH 428 V3		MCH 901	MCH 450 H1	MCH 901
■ XJ	900 F	58L, 3NG1, 4BB	87-94	MCH 428 V3		MCH 901	MCH 450 H1	MCH 901
XJ	900 S, Diversion		95-96			MCH 901		
■ XJ	900 S, Diversion	4KM	97-02	MCH 472 V2	++	MCH 901	MCH 472 H1	MCH 901
■ FZ1	1000	RN16	06-	MCH 495 V2	++	MCH 901	MCH 495 H1	MCH 901
■ FZ1	1000 Fazer	RN16	06-	MCH 495 V2	++	MCH 901	MCH 495 H1	MCH 901
■ FZR	1000	2LA	87-88	MCH 444 V3	MCH 951	MCH 901	MCH 444 H1	MCH 901
■ FZR	1000	3LE	91-93	MCH 456 V3			MCH 443 H1	MCH 901
■ FZR	1000	3LE	94-95	MCH 470 V2	++	MCH 901	MCH 444 H1	MCH 901
■ FZR	1000 R, Exup	3LE	89-90	MCH 443 V2	++	MCH 901	MCH 443 H1	MCH 901
■ FZS	1000 Fazer	RN06	01-04	MCH 484 V3	MCH 951	MCH 901	MCH 484 H1	MCH 901
■ GTS	1000	4BH		MCH 446 V2				
GTS	1000 ABS					MCH 901		
■ XV	1000 SE	23W	83-85	MCH 447 V3				
■ XV	1000 TR1	5A8, 19T	81-83	MCH 445 V3				
■ XV	1000 Virago	2AE	86-	MCH 447 V3				
■ YZF	1000 R1	RN01	98-00	MCH 477 V2	++	MCH 901	MCH 477 H1	MCH 901
■ YZF	1000 R1	RN04	01	MCH 477 V2	++	MCH 901	MCH 477 H1	MCH 901
■ YZF	1000 R1	RN09	02-03	MCH 477 V2	++	MCH 901	MCH 352 H1	MCH 901
■ YZF	1000 R1	RN12	04-06	MCH 489 V2	++	MCH 901	MCH 489 H1	MCH 901
YZF	1000 R1	RN19	07-	MCH 496 V2	++	MCH 901	MCH 496 H1	MCH 901
■ YZF	1000 Thunder Ace	4VD	96-02	MCH 470 V2	++	MCH 901	MCH 470 H1	MCH 901
■ BT	1100 Bulldog	RP05	02-04	MCH 485 V3	MCH 951	MCH 901	MCH 485 H1	MCH 901
■ FJ	1100 mit Anti Dive	47E	84-85	MCH 448 V5			MCH 448 H1	MCH 901
■ XS	1100	5K7, 2H9	79-83	MCH 128 V3			MCH 145 H1	MCH 901
■ XV	1100 Virago	3LP	91-93	MCH 447 V3	MCH 951	MCH 901		
■ XV	1100 Virago	3LP	94-98	MCH 441 V3	MCH 951	MCH 901		
■ XVS	1100 Drag Star	VP05	99-01	MCH 481 V2	++	MCH 901	MCH 481 H1	MCH 901
■ XVS	1100 Drag Star Classic	VP05	00-04	MCH 416 V3		MCH 901	MCH 481 H1	MCH 901
■ FJ	1200 mit Anti Dive	1XJ	86-87	MCH 450 V5		MCH 901	MCH 450 H1	MCH 901
■ FJ	1200	3CW, 3YA	88-96	MCH 449 V3			MCH 450 H1	MCH 901
■ FJ	1200 ABS	3YA	91-	MCH 439 V6		MCH 901	MCH 439 H2	MCH 901
VMX	1200 V Max		85-92	MCH 451 V3	MCH 951	MCH 901	MCH 155 H1	MCH 901
VMX	1200 V Max		93-02	MCH 468 V3	MCH 951	MCH 901	MCH 155 H1	MCH 901
■ XJR	1200	4PU	95-98	MCH 471 V2	++	MCH 901	MCH 113 H1	MCH 901
■ FJR	1300	RP04	01-02	MCH 471 V2	++	MCH 901	MCH 471 H1	MCH 901
■ FJR	1300 ABS	RP08, RP11	03-	MCH 491 V6	MCH 901		MCH 491 H2	MCH 901
■ XJR	1300	RP02	99-01	MCH 460 V3	MCH 951	MCH 901	MCH 113 H1	MCH 901
■ XJR	1300	RP06, RP10	02-	MCH 487 V2	MCH 951	MCH 901	MCH 487 H1	MCH 901





→ **YAMAHA**

■ XVZ	1300 A, Royal Star	4YP	96-02	MCH 416 V3		MCH 901	MCH 416 H1	MCH 901
■ XV	1600 Wild Star	VP08	99-04	MCH 416 V3		MCH 901		MCH 901
■ MT 01	1670	RP12	05-	MCH 492 V2	++	MCH 901	MCH 492 H1	MCH 901

Zündapp

KS	175		78-	MCH 701 V1		MCH 911		
----	-----	--	-----	-------------------	--	---------	--	--



